



# AHAM World Series - Global Infrastructure Income Fund

A feeder fund that seeks to achieve capital appreciation and provide income over medium to long term period by investing in infrastructure assets.

**Fund Category**  
Feeder (Wholesale)

**Fund Type**  
Income & Growth

**Target Fund Manager**  
Franklin Templeton International Services

**Target Fund**  
Legg Mason Clearbridge Global Infrastructure Income Fund

**Benchmark**  
OECD G7 Inflation Index + 5.5%

**Base Currency**  
USD

**Launch Date / IOP**

December 21, 2021 / USD0.50(USD)  
December 15, 2023 / MYR0.50(MYR)  
December 21, 2021 / MYR0.50(MYR-Hedged)  
December 21, 2021 / SGD0.50(SGD-Hedged)  
December 21, 2021 / AUD0.50(AUD-Hedged)

**Financial Year End**

January 31

**Subscription**

Cash

**Initial Sales Charge**

Max 5.50% of the NAV per Unit

**Annual Management Fee**

Max 1.80% per annum

**Minimum Investment /**

**Minimum Subsequent Investment**

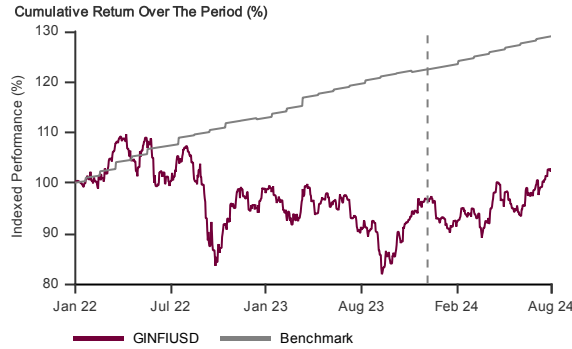
USD10,000 / USD5,000(USD)  
MYR30,000 / MYR10,000(MYR)  
MYR30,000 / MYR10,000(MYR-Hedged)  
SGD10,000 / SGD5,000(SGD-Hedged)  
AUD10,000 / AUD5,000(AUD-Hedged)

**As at August 30, 2024\***

**Fund Size / NAV Per Unit**

USD4.9million / USD0.4596(USD)  
MYR0.0049million / MYR0.4915(MYR)  
MYR99.2million / MYR0.4361(MYR-Hedged)  
SGD3.1million / SGD0.4372(SGD-Hedged)  
AUD2.5million / AUD0.4258(AUD-Hedged)

## Performance Record as at August 30 2024\*



December, 2021 to August, 2024 NAV-NAV prices and assuming reinvestment of distributions into the Fund, gross investment based in USD. The value of Units may go down as well as up. Past performance is not indicative of future performance. As at 15-Dec-23 the Benchmark was replaced by OECD G7 Inflation Index + 5.5%. Source: MorningStar

## Performance Table as at August 30 2024\*

Total Return (%)	1 Month	1 Year	3 Year	Inception
Fund (USD)	3.3	12.4	-	2.8
Benchmark (USD)	0.7	7.7	-	29.0
Fund (MYR)	-2.7	-	-	-1.7
Fund (MYR-Hedged)	3.1	9.0	-	-2.3
Fund (SGD-Hedged)	3.2	9.9	-	-2.1
Fund (AUD-Hedged)	3.0	9.6	-	-4.5

Annualised Return (%)	1 Year	3 Year	5 Year	Inception
Fund (USD)	12.4	-	-	1.1
Benchmark (USD)	7.7	-	-	10.1
Fund (MYR)	-	-	-	-
Fund (MYR-Hedged)	9.0	-	-	-0.9
Fund (SGD-Hedged)	9.9	-	-	-0.8
Fund (AUD-Hedged)	9.6	-	-	-1.7

Calendar Year Return (%)	Year To Date	2023	2022	2021
Fund (USD)	6.3	1.9	-	-
Benchmark (USD)	5.4	8.6	-	-
Fund (MYR)	0.2	-	-	-
Fund (MYR-Hedged)	4.3	-1.0	-	-
Fund (SGD-Hedged)	4.8	-0.2	-	-
Fund (AUD-Hedged)	4.9	-0.8	-	-

Source: MorningStar

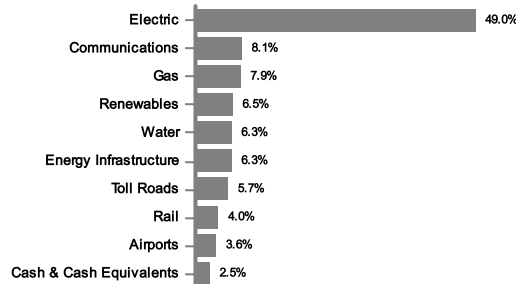
## Target Fund Top Holdings as at July 31 2024#

Equities	%
Entergy Corp	5.3
NextEra Energy Inc	4.7
Crown Castle Inc	4.5
E.ON SE	4.1
Union Pacific Corp	4.0
Redeia Corp SA	4.0
Pembina Pipeline Corp	3.8
Enel SpA	3.7
Dominion Energy Inc	3.7
American Tower Corp	3.6

## Asset Allocation as at August 30 2024\*

Legg Mason Clearbridge Global Infrastructure Income Fund	94.4%
Cash & Cash Equivalents	5.6%

## Target Fund Sector Allocation as at July 31 2024#

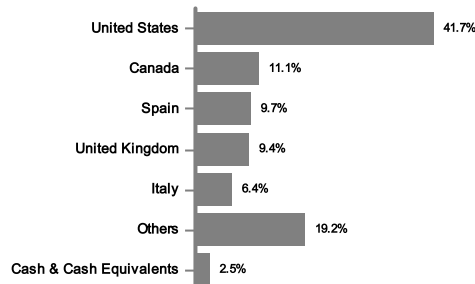


## Income Distribution History

	Gross Distribution/Yields			
	USD Class cents/(%)	MYR-Hedged Class sen/(%)	SGD-Hedged Class cents/(%)	AUD-Hedged Class cents/(%)
2022	1.36 / 2.9	1.37 / 2.9	1.38 / 2.9	1.40 / 3.0
2023	2.24 / 5.1	2.25 / 5.3	2.19 / 5.2	2.18 / 5.3
2024	1.47 / 3.5	1.41 / 3.5	1.38 / 3.4	1.36 / 3.4

Distribution Policy: The fund will distribute income subject to the availability of income. Monthly: MYR, USD, AUD-Hedged, SGD-Hedged, MYR-Hedged

## Target Fund Country Allocation as at July 31 2024#



\* The data provided above is that of the Fund and is a percentage of NAV as at August 30 2024. All figures are subject to frequent changes on a daily basis and the percentages might not add up to 100% due to rounding.

# The data provided above is that of the Fund by Franklin Templeton International Services and is a percentage of NAV of the Target Fund as at July 31 2024 as the data is provided by Target Fund Manager after AHAM Capital publication cut-off date. Please note that asset exposure for the Target Fund is subject to frequent changes on daily basis and the percentages might not add up to 100% due to rounding. To invest in a Class other than MYR Class and/or MYR-Hedged Class, investors are required to have a foreign currency account with any Financial Institution as all transactions relating to the particular foreign currency will ONLY be made via telegraphic transfer.

Where a distribution is declared, investors are advised that following the issue of additional Units/distribution, the NAV per Unit will be reduced from cum-distribution NAV to ex-distribution NAV.

A copy of the Information Memorandum and Product Highlights Sheet ("PHS") can be obtained at AHAM Asset Management's ("AHAM Capital") sales offices or at www.aham.com.my. Investors are advised to read and understand the contents of Information Memorandum and the corresponding PHS before investing. There are fees and charges involved when investing in the Fund. Investors are advised to consider and compare the fees and charges as well of the risks carefully before investing. Investors should make their own assessment of the risks involved in investing and should seek professional advice, where necessary. The price of units and distribution payable, if any, may go down as well as up and past performance of the fund should not be taken as indicative of its future performance. The Securities Commission Malaysia has not reviewed this marketing/promotional material and takes no responsibility for the contents of this marketing/promotional material and expressly disclaims all liability, however arising from this marketing/promotional material.