



AHAM Principled Growth Fund

To seek a stable return and generate capital growth over the medium to long term period in diversified portfolio of equities with stocks in gaming, liquor and tobacco to be avoided.

Fund Category
Equity

Fund Type
Income & Growth

Benchmark
FTSE Bursa Malaysia KLCI

Base Currency
MYR

Launch Date / IOP
July 22, 2009 / MYR0.25(MYR)

Financial Year End
September 30

Subscription
Cash / EPF

Initial Sales Charge
Max 5.50% of the NAV per Unit

EPF Sales Charge
Max 3.00% of the NAV per Unit

Annual Management Fee
Max 1.50% per annum

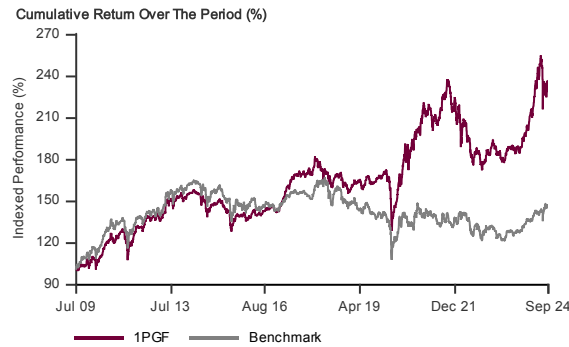
Repurchase Charge
N/A

Performance Fee
N/A

**Minimum Investment /
Minimum Subsequent Investment**
MYR200 / MYR100(MYR)

As at September 30, 2024*
Fund Size / NAV Per Unit
MYR60.3million / MYR0.3490(MYR)

Performance Record as at September 30 2024*

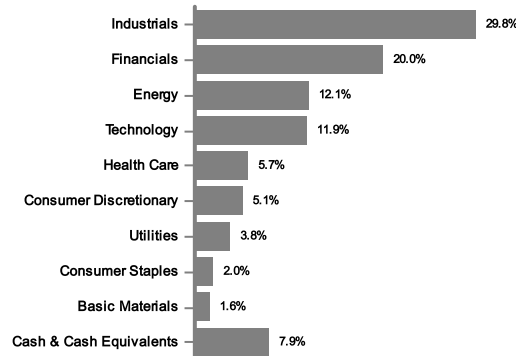


July, 2009 to September, 2024 NAV-NAV prices and assuming reinvestment of distributions into the Fund, gross investment based in MYR. The value of Units may go down as well as up. Past performance is not indicative of future performance.
Source: MorningStar

Top Holdings as at September 30 2024*

Equities	%
ITMAX SYSTEM Bhd	5.1
Pekati Group Berhad	4.2
Mah Sing Group Bhd	4.1
CIMB Group Holdings Bhd	3.7
Aeon Credit Service M Bhd	3.1
Gamuda Bhd	3.0
Frontken Corp Bhd	2.9
KPJ Healthcare Berhad	2.8
Public Bank Bhd	2.8
V.S. Industry Bhd	2.7

Sector Allocation as at September 30 2024*



Performance Table as at September 30 2024*

Total Return (%)	1 Month	1 Year	3 Year	Inception	Since
Fund (MYR)	-0.8	21.0	1.2	128.4	
Benchmark (MYR)	-1.8	15.8	7.2	45.0	

Annualised Return (%)	1 Year	3 Year	5 Year	Inception	Since
Fund (MYR)	21.0	0.4	7.0	5.6	
Benchmark (MYR)	15.8	2.4	0.8	2.5	

Calendar Year Return (%)	Year To Date	2023	2022	2021
Fund (MYR)	21.2	2.7	-17.2	9.3
Benchmark (MYR)	13.4	-2.7	-4.6	-3.7

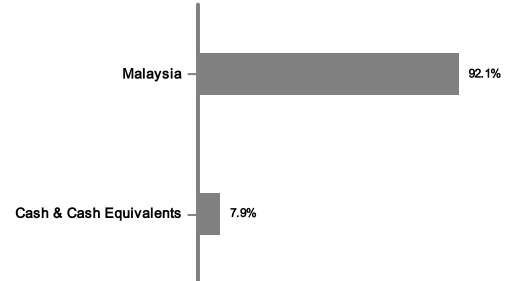
Source: MorningStar

Income Distribution History

	Net Distribution	Yield
	(Sen)	(%)
2018	0.70	2.3
2019	0.70	2.3
2021	1.50	4.2
2022	1.50	5.1
2023	1.50	5.2
2024	0.85	2.2

Distribution Policy: The fund will distribute income subject to the availability of income. Incidentally: MYR

Country Allocation as at September 30 2024*



* The data provided above is that of the Fund and is a percentage of NAV as at September 30 2024. All figures are subject to frequent changes on a daily basis and the percentages might not add up to 100% due to rounding.

To invest in a Class other than MYR Class and/or MYR-Hedged Class, investors are required to have a foreign currency account with any Financial Institution as all transactions relating to the particular foreign currency will ONLY be made via telegraphic transfer.

The Morningstar Rating is an assessment of a Fund's past performance-based on both return and risk-which shows how similar investments compare with their competitors. A high rating alone is insufficient basis for an investment decision.

Where a distribution is declared, investors are advised that following the issue of additional Units/distribution, the NAV per Unit will be reduced from cum-distribution NAV to ex-distribution NAV.

Based on the Fund's portfolio returns as at August 31 2024, the Volatility Factor (VF) for this Fund is 12.4 for MYR Class (High) (source: Lipper). Very Low includes Funds with VF that are not more than 4.91. Low includes Funds with VF that are above 4.91 but not more than 8.975. Moderate includes Funds with VF that are above 8.975 but not more than 12.03. High includes Funds with VF that are above 12.03 but not more than 16.265. Very High includes Funds with VF that are above 16.265. The VF means there is a possibility for the Fund in generating an upside return or downside return around this VF. The Volatility Class (VC) is assigned by Lipper based on quintile ranks of VF for qualified funds. The Fund's portfolio may have changed since this date and there is no guaranteed that the Fund will continue to have the same VF or VC in the future. Presently, only funds launched in the market for at least 36 months will display the VF and its VC.

A copy of the Prospectus and Product Highlights Sheet ("PHS") can be obtained at AHAM Asset Management's ("AHAM Capital") sales offices or at www.aham.com.my. Investors are advised to read and understand the contents of Prospectus and the corresponding PHS before investing. There are fees and charges involved when investing in the Fund. Investors are advised to consider and compare the fees and charges as well of the risks carefully before investing. Investors should make their own assessment of the risks involved in investing and should seek professional advice, where necessary. The price of units and distribution payable, if any, may go down as well as up and past performance of the fund should not be taken as indicative of its future performance. The Securities Commission Malaysia has not reviewed this marketing/promotional material and takes no responsibility for the contents of this marketing/promotional material and expressly disclaims all liability, however arising from this marketing/promotional material.