



Affin Hwang RMB Bond Fund

A fund that aims to provide regular income by investing in RMB denominated bonds.

Fund Category
Bond (Wholesale)

Fund Type
Income

Benchmark
1 Year China Household Savings
Deposit Rate Index

Base Currency
RMB

Launch Date / IOP
25 May, 2021 / RMB0.50(CNH)
25 May, 2021 / MYR0.50(MYR)

Financial Year End
31 January

Subscription
Cash

Initial Sales Charge
Max 2.00% of the NAV per Unit

Annual Management Fee
Max 1.00% per annum

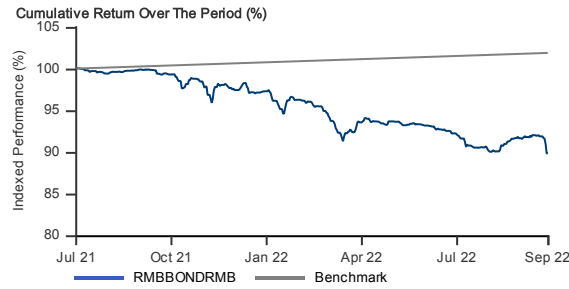
**Minimum Investment /
Minimum Subsequent Investment**
RMB5,000 / RMB1,000(CNH)
MYR5,000 / MYR1,000(MYR)

As at 30 September, 2022*
Fund Size / NAV Per Unit
RMB35.8million / RMB0.4491(CNH)
MYR30.6million / MYR0.4546(MYR)

Fixed Income Yield
8.8%

Fixed Income Duration
2.0 years

Performance Record as at 30 September 2022*



May, 2021 to September, 2022 NAV-NAV prices and assuming reinvestment of distributions into the Fund, gross investment based in RMB. The value of Units may go down as well as up. Past performance is not indicative of future performance. Source: MorningStar

Performance Table as at 30 September 2022*

| Total Return (%) | 1 Month | 1 Year | 3 Year | Since Inception |
|------------------|---------|--------|--------|-----------------|
| Fund (RMB) | -2.0 | -9.5 | - | -10.2 |
| Benchmark (RMB) | 0.1 | 1.5 | - | 1.9 |
| Fund (MYR) | -1.3 | -9.3 | - | -9.1 |

| Annualised Return (%) | 1 Year | 3 Year | 5 Year | Since Inception |
|-----------------------|--------|--------|--------|-----------------|
| Fund (RMB) | -9.5 | - | - | -8.2 |
| Benchmark (RMB) | 1.5 | - | - | 1.5 |
| Fund (MYR) | -9.3 | - | - | -7.3 |

| Calendar Year Return (%) | Year To Date | 2021 | 2020 | 2019 |
|--------------------------|--------------|------|------|------|
| Fund (RMB) | -7.7 | - | - | - |
| Benchmark (RMB) | 1.1 | - | - | - |
| Fund (MYR) | -8.3 | - | - | - |

Source: MorningStar

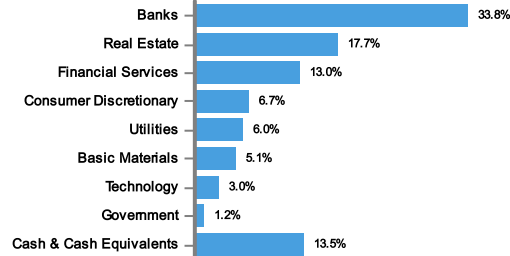
Top Holdings as at 30 September 2022*

| Bonds | Issuer | Coupon | Maturity Date | % |
|-------|------------------------------|--------|---------------|-----|
| | DBS Group Holdings Ltd | 3.70% | 03.03.31 | 8.2 |
| | HKCG Finance Ltd | 3.00% | 30.10.23 | 6.0 |
| | HSBC Holdings PLC | 3.40% | 29.06.27 | 5.8 |
| | Vanke Real Estate HK Co Ltd | 3.45% | 25.05.24 | 4.6 |
| | Bank of China Ltd | 2.88% | 28.07.24 | 3.7 |
| | People's Bank Of China | 2.70% | 23.02.23 | 3.6 |
| | Volkswagen Intl Fin NV | 3.40% | 08.12.23 | 3.6 |
| | China Development Bank Corp | 2.65% | 18.06.24 | 3.6 |
| | Hyundai Capital Services Inc | 3.20% | 11.08.24 | 3.6 |
| | Far East Horizon Ltd | 4.70% | 09.02.24 | 3.4 |

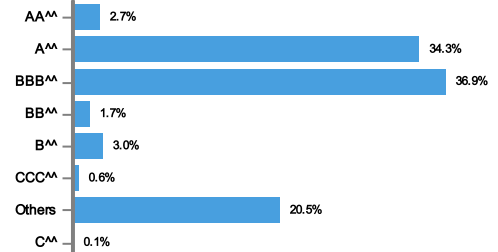
Income Distribution History

Distribution Policy: The fund will distribute income subject to the availability of income. Annually: CNH, MYR

Sector Allocation as at 30 September 2022*



Credit Profile as at 30 September 2022*



The Credit Profile above are a percentage of the Fund's fixed income portion only. *Source of foreign bonds rating: Bloomberg

* The data provided above is that of the Fund and is a percentage of NAV as at 30 September 2022. All figures are subject to frequent changes on a daily basis and the percentages might not add up to 100% due to rounding.

To invest in a Class other than MYR Class and/or MYR-Hedged Class, investors are required to have a foreign currency account with any Financial Institution as all transactions relating to the particular foreign currency will ONLY be made via telegraphic transfer.

Where a distribution is declared, investors are advised that following the issue of additional Units/distribution, the NAV per Unit will be reduced from cum-distribution NAV to ex-distribution NAV.

A copy of the Information Memorandum and Product Highlights Sheet ("PHS") can be obtained at Affin Hwang Asset Management's ("Affin Hwang AM") sales offices or at www.affinhwang.com. Investors are advised to read and understand the contents of Information Memorandum and the corresponding PHS before investing. There are fees and charges involved when investing in the Fund. Investors are advised to consider and compare the fees and charges as well of the risks carefully before investing. Investors should make their own assessment of the risks involved in investing and should seek professional advice, where necessary. The price of units and distribution payable, if any, may go down as well as up and past performance of the fund should not be taken as indicative of its future performance. The Securities Commission Malaysia has not reviewed this marketing/promotional material and takes no responsibility for the contents of this marketing/promotional material and expressly disclaims all liability, however arising from this marketing/promotional material.