



AHAM Absolute Return Fund II

A thematically driven and unconstrained mixed asset fund that seeks to provide total returns through investments globally, across all sectors and asset classes.

Fund Category
Mixed Assets

Fund Type
Growth

Benchmark
Absolute Return of 8% per annum

Base Currency
MYR

Launch Date / IOP
December 18, 2007 / MYR0.50(MYR)
March 29, 2018 / USD0.50(USD)
March 29, 2018 / SGD0.50(SGD)
March 29, 2018 / AUD0.50(AUD)
March 29, 2018 / GBP0.50(GBP)

Financial Year End
May 31

Subscription
Cash

Initial Sales Charge
Max 2.00% of the NAV per Unit

Annual Management Fee
Max 1.00% per annum

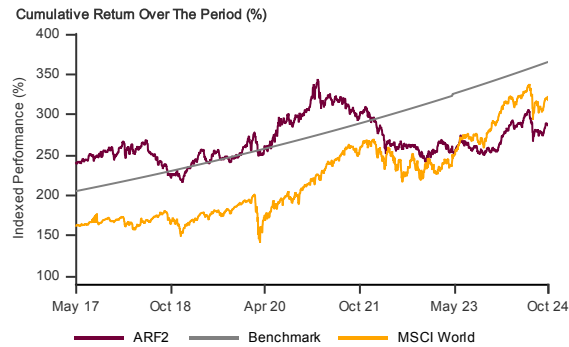
Repurchase Charge
N/A

Performance Fee
20.00% of the increase in the NAV per unit over and above the hurdle value

Minimum Investment / Minimum Subsequent Investment
MYR100,000 / MYR50,000(MYR)
USD50,000 / USD10,000(USD)
SGD50,000 / SGD10,000(SGD)
AUD50,000 / AUD10,000(AUD)
GBP50,000 / GBP10,000(GBP)

As at October 31, 2024*
Fund Size / NAV Per Unit
MYR270.8million / MYR1.4266(MYR)
USD6.1million / USD0.5094(USD)
SGD3.3million / SGD0.5151(SGD)
AUD1.6million / AUD0.6012(AUD)
GBP0.2329million / GBP0.5599(GBP)

Performance Record as at October 31 2024*



December, 2007 to October, 2024 NAV-NAV prices and assuming reinvestment of distributions into the Fund, gross investment based in MYR. The value of Units may go down as well as up. Past performance is not indicative of future performance. Source: MorningStar

Performance Table as at October 31 2024*

Total Return (%)	1 Month	1 Year	3 Year	Inception
Fund (MYR)	4.4	14.2	-5.8	185.3
Benchmark (MYR)	0.7	8.0	26.0	265.1
MSCI World	4.0	21.1	21.5	216.6
Fund (USD)	-1.7	24.3	-10.8	1.9
Fund (SGD)	1.5	20.4	-12.3	3.0
Fund (AUD)	3.5	20.3	2.2	20.2
Fund (GBP)	1.3	16.5	-5.5	12.0

Annualised Return (%)	1 Year	3 Year	5 Year	Inception
Fund (MYR)	14.2	-2.0	3.0	6.4
Benchmark (MYR)	8.0	8.0	8.0	8.0
MSCI World	21.1	6.7	11.3	7.1
Fund (USD)	24.3	-3.7	2.1	0.3
Fund (SGD)	20.4	-4.3	1.6	0.5
Fund (AUD)	20.3	0.7	3.4	2.8
Fund (GBP)	16.5	-1.9	2.3	1.7

Calendar Year Return (%)	Year To Date	2023	2022	2021
Fund (MYR)	11.4	1.0	-14.2	-4.4
Benchmark (MYR)	6.6	8.0	8.0	8.0
MSCI World	9.8	26.9	-14.7	24.2
Fund (USD)	16.9	-3.2	-18.8	-7.3
Fund (SGD)	17.1	-4.7	-19.3	-5.4
Fund (AUD)	20.9	-3.3	-13.1	-1.5
Fund (GBP)	14.2	-8.3	-8.8	-5.6

Source: MorningStar

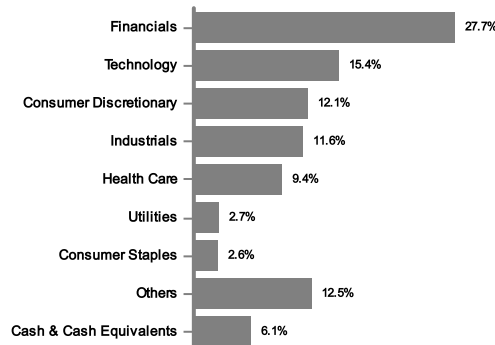
Top Holdings as at October 31 2024*

Equities	%
AHAM TWD Flexi Fund	9.4
Taiwan Semiconductor Manufac	8.2
Alerian MLP ETF	5.5
Malayan Banking Bhd	4.2
Microsoft Corporation	4.0
Haleon PLC	3.8
Compass Group PLC	3.3
Aon PLC	3.3
ICICI Bank Limited	3.2
Service Corp International	3.2

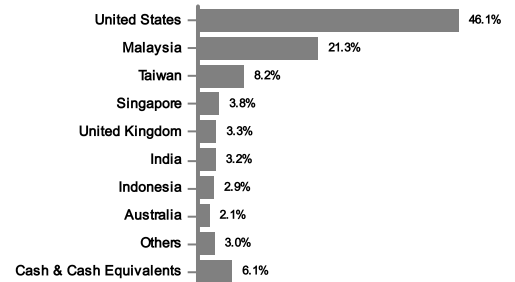
Income Distribution History

Distribution Policy: The fund will distribute income subject to the availability of income. Incidentally: MYR, USD, SGD, AUD, GBP

Sector Allocation as at October 31 2024*



Country Allocation as at October 31 2024*



* The data provided above is that of the Fund and is a percentage of NAV as at October 31 2024. All figures are subject to frequent changes on a daily basis and the percentages might not add up to 100% due to rounding. To invest in a Class other than MYR Class and/or MYR-Hedged Class, investors are required to have a foreign currency account with any Financial Institution as all transactions relating to the particular foreign currency will ONLY be made via telegraphic transfer. The Morningstar Rating is an assessment of a Fund's past performance-based on both return and risk-which shows how similar investments compare with their competitors. A high rating alone is insufficient basis for an investment decision. Where a distribution is declared, investors are advised that following the issue of additional Units/distribution, the NAV per Unit will be reduced from cum-distribution NAV to ex-distribution NAV. Based on the Fund's portfolio returns as at September 30 2024, the Volatility Factor (VF) for this Fund is 9.5 for MYR Class (Moderate), 9.5 for USD Class (Moderate), 9.5 for SGD Class (Moderate), 9.8 for AUD Class (Moderate), and 9.3 for GBP Class (Moderate) (source: Lipper). Very Low includes Funds with VF that are not more than 5.04. Low includes Funds with VF that are above 5.04 but not more than 9.025. Moderate includes Funds with VF that are above 9.025 but not more than 12.075. High includes Funds with VF that are above 12.075 but not more than 16.265. Very High includes Funds with VF that are above 16.265. The VF means there is a possibility for the Fund in generating an upside return or downside return around this VF. The Volatility Class (VC) is assigned by Lipper based on quintile ranks of VF for qualified funds. The Fund's portfolio may have changed since this date and there is no guaranteed that the Fund will continue to have the same VF or VC in the future. Presently, only funds launched in the market for at least 36 months will display the VF and its VC. A copy of the Information Memorandum and Product Highlights Sheet ("PHS") can be obtained at AHAM Asset Management's ("AHAM Capital") sales offices or at www.aham.com.my. Investors are advised to read and understand the contents of Information Memorandum and the corresponding PHS before investing. There are fees and charges involved when investing in the Fund. Investors are advised to consider and compare the fees and charges as well of the risks carefully before investing. Investors should make their own assessment of the risks involved in investing and should seek professional advice, where necessary. The price of units and distribution payable, if any, may go down as well as up and past performance of the fund should not be taken as indicative of its future performance. The Securities Commission Malaysia has not reviewed this marketing/promotional material and takes no responsibility for the contents of this marketing/promotional material and expressly disclaims all liability, however arising from this marketing/promotional material.