

AHAM Aiman Global Thematic Mixed Asset Fund

The Fund provides exposure to Shariah-compliant equities and Sukuk of companies globally that benefits from various long term investment themes.

Fund Category
Mixed Assets

Fund Type
Growth

Benchmark
Absolute return of 6% per annum

Base Currency
USD

Launch Date / IOP
June 15, 2022 / USD0.50(USD Institutional)
June 15, 2022 / USD0.50(USD)
June 15, 2022 / MYR0.50(MYR-Hedged)
June 15, 2022 / SGD0.50(SGD-Hedged)
June 15, 2022 / AUD0.50(AUD-Hedged)

Financial Year End
July 31

Subscription
Cash

Initial Sales Charge
Max 5.50% of the NAV per Unit

Annual Management Fee
N/A

Repurchase Charge
N/A

Performance Fee
N/A

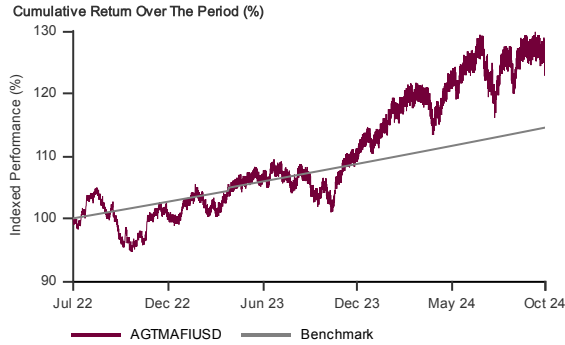
Minimum Investment / Minimum Subsequent Investment
USD 1,000 / USD 100(USD)
USD 10,000,000 / USD 1,000(USD Institutional)
MYR 1,000 / MYR 100(MYR-Hedged)
SGD 1,000 / SGD 100(SGD-Hedged)
AUD 1,000 / AUD 100(AUD-Hedged)

As at October 31, 2024*
Fund Size / NAV Per Unit
USD 4.9million / USD 0.6142(USD)
USD 6.7million / USD 0.6315(USD Institutional)
MYR 29.4million / MYR 0.5862(MYR-Hedged)
SGD 0.0225million / SGD 0.5781(SGD-Hedged)
AUD 0.0417million / AUD 0.6322(AUD-Hedged)

Fixed Income Yield
5.0%

Fixed Income Duration
4.0 years

Performance Record as at October 31 2024*



June, 2022 to October, 2024 NAV-NAV prices and assuming reinvestment of distributions into the Fund, gross investment based in USD. The value of Units may go down as well as up. Past performance is not indicative of future performance.
Source: MorningStar

Performance Table as at October 31 2024*

Total Return (%)	1 Month	1 Year	3 Year	Inception
Fund (USD)	-2.2	20.6	-	22.8
Benchmark (USD)	0.5	6.0	-	14.5
Fund (AUD-Hedged)	-2.6	14.3	-	26.4
Fund (USD Institutional)	-2.1	21.7	-	26.3
Fund (MYR-Hedged)	-2.3	17.4	-	17.2
Fund (SGD-Hedged)	-2.0	15.5	-	15.6

Annualised Return (%)	1 Year	3 Year	5 Year	Inception
Fund (USD)	20.6	-	-	9.3
Benchmark (USD)	6.0	-	-	6.0
Fund (AUD-Hedged)	14.3	-	-	10.6
Fund (USD Institutional)	21.7	-	-	10.6
Fund (MYR-Hedged)	17.4	-	-	7.1
Fund (SGD-Hedged)	15.5	-	-	6.4

Calendar Year Return (%)	Year To Date	2023	2022	2021
Fund (USD)	9.5	13.1	-	-
Benchmark (USD)	5.0	6.0	-	-
Fund (AUD-Hedged)	11.0	12.7	-	-
Fund (USD Institutional)	10.4	14.0	-	-
Fund (MYR-Hedged)	7.3	10.1	-	-
Fund (SGD-Hedged)	8.5	11.3	-	-

Source: MorningStar

Top Holdings as at October 31 2024*

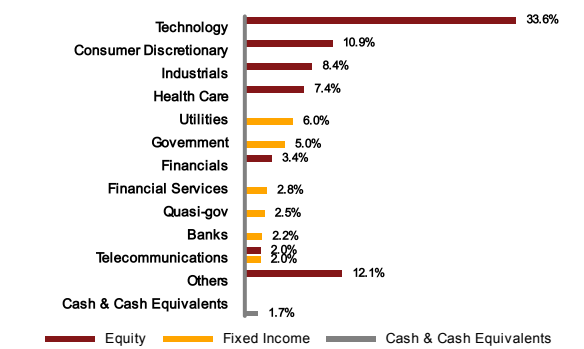
Issuer	Coupon	Maturity Date	%
Sharjah Sukuk Program Ltd	3.23%	23.10.29	2.5
Perusahaan Penerbit SBSN	5.60%	15.11.33	2.3
SUCI Second Investment Company	6.00%	25.10.28	1.7
Saudi Electricity Co	5.19%	13.02.34	1.7
Saudi Electricity Global Sukuk	4.72%	27.09.28	1.6

Equities	%
AHAM Aiman Global Sukuk Fund	7.6
Microsoft Corporation	4.9
Alphabet Inc	3.7
Meta Platforms Inc	3.2
NVIDIA Corp	3.1

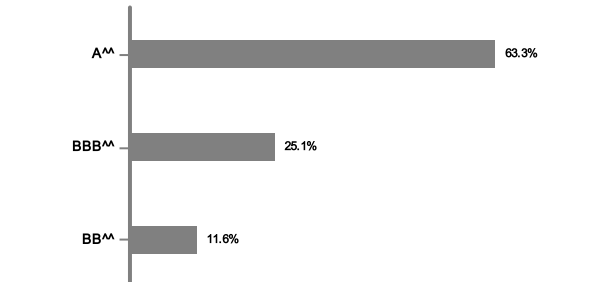
Income Distribution History

Distribution Policy: The fund will distribute income subject to the availability of income. Semi-annually: MYR-Hedged, USD, SGD-Hedged, AUD-Hedged. Incidentally: USD Institutional

Sector Allocation as at October 31 2024*



Credit Profile as at October 31 2024*



The Credit Profile above are a percentage of the Fund's fixed income portion only. **Source of foreign bonds rating: Bloomberg

* The data provided above is that of the Fund and is a percentage of NAV as at October 31 2024. All figures are subject to frequent changes on a daily basis and the percentages might not add up to 100% due to rounding.
To invest in a Class other than MYR Class and/or MYR-Hedged Class, investors are required to have a foreign currency account with any Financial Institution as all transactions relating to the particular foreign currency will ONLY be made via telegraphic transfer.

Where a distribution is declared, investors are advised that following the issue of additional Units/distribution, the NAV per Unit will be reduced from cum-distribution NAV to ex-distribution NAV.
A copy of the Prospectus and Product Highlights Sheet ("PHS") can be obtained at AHAM Asset Management's ("AHAM Capital") sales offices or at www.aham.com.my. Investors are advised to read and understand the contents of Prospectus and the corresponding PHS before investing. There are fees and charges involved when investing in the Fund. Investors are advised to consider and compare the fees and charges as well of the risks carefully before investing. Investors should make their own assessment of the risks involved in investing and should seek professional advice, where necessary. The price of units and distribution payable, if any, may go down as well as up and past performance of the fund should not be taken as indicative of its future performance. The Securities Commission Malaysia has not reviewed this marketing/promotional material and takes no responsibility for the contents of this marketing/promotional material and expressly disclaims all liability, however arising from this marketing/promotional material.