



# AHAM World Series – Japan Growth Fund

(formerly known as Affin Hwang World Series – Japan Growth Fund)

An equity fund that provides exposure to the Japanese equity market by investing in under-valued Japanese companies with growth potential.

**Fund Category**  
Equity

**Fund Type**  
Growth

**Benchmark**  
TOPIX (Tokyo Stock Price Index) Total Return Index

**Base Currency**  
MYR

**Launch Date / IOP**  
03 March, 2014 / MYR0.50(MYR-Hedged)  
02 July, 2018 / MYR0.50(MYR)

**Financial Year End**  
28 February

**Subscription**  
Cash

**Initial Sales Charge**  
Max 5.50% of the NAV per Unit

**Annual Management Fee**  
Max 1.80% per annum

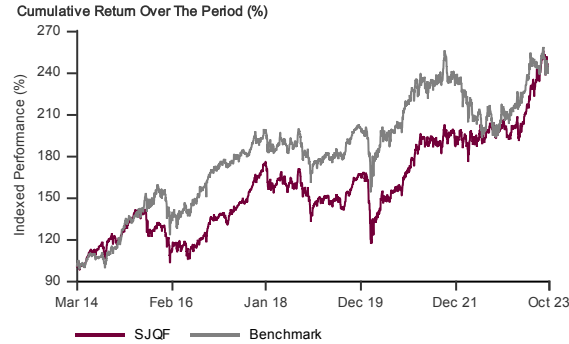
**Repurchase Charge**  
N/A

**Performance Fee**  
N/A

**Minimum Investment / Minimum Subsequent Investment**  
MYR1,000 / MYR100(MYR-Hedged)  
MYR1,000 / MYR100(MYR)

**As at 31 October, 2023\***  
**Fund Size / NAV Per Unit**  
MYR35.2million / MYR1.2213(MYR-Hedged)  
MYR22.9million / MYR0.5879(MYR)

### Performance Record as at 31 October 2023\*



March, 2014 to October, 2023 NAV-NAV prices and assuming reinvestment of distributions into the Fund, gross investment based in MYR. The value of Units may go down as well as up. Past performance is not indicative of future performance. Source: MorningStar

### Top Holdings as at 31 October 2023\*

Equities	%
Mitsubishi UFJ Fin Group Inc	3.1
Sony Group Corp	3.1
Sumitomo Mitsui Financial Gp	3.0
Toyota Motor Corp	2.9
Honda Motor Co Ltd	2.2
SoftBank Grp Corp	2.2
Hitachi Ltd	2.1
Mitsubishi Corp	1.9
Itochu Corp	1.6
Nippon Telegraph & Telephone C	1.4

### Performance Table as at 31 October 2023\*

Total Return (%)	1 Month	1 Year	3 Year	Since Inception
Fund (MYR-Hedged)	-2.0	21.9	61.4	144.3
Benchmark (MYR-Hedged)	-2.9	18.5	21.6	139.2
Fund (MYR)	-2.5	15.0	19.7	17.6

Annualised Return (%)	1 Year	3 Year	5 Year	Since Inception
Fund (MYR-Hedged)	21.9	17.3	9.6	9.7
Benchmark (MYR-Hedged)	18.5	6.7	5.6	9.5
Fund (MYR)	15.0	6.2	3.7	3.1

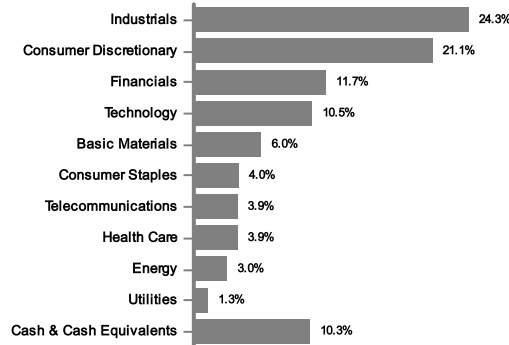
Calendar Year Return (%)	Year To Date	2022	2021	2020
Fund (MYR-Hedged)	26.2	0.2	12.3	3.6
Benchmark (MYR-Hedged)	14.1	-9.5	4.5	11.3
Fund (MYR)	13.8	-9.3	4.0	6.1

Source: MorningStar

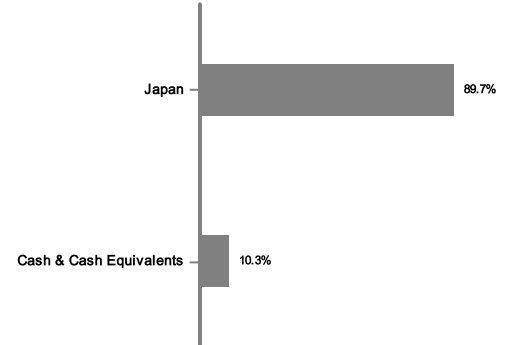
### Income Distribution History

Distribution Policy: The fund will distribute income subject to the availability of income. Incidentally: MYR-Hedged, MYR

### Sector Allocation as at 31 October 2023\*



### Country Allocation as at 31 October 2023\*



\* The data provided above is that of the Fund and is a percentage of NAV as at 31 October 2023. All figures are subject to frequent changes on a daily basis and the percentages might not add up to 100% due to rounding.

To invest in a Class other than MYR Class and/or MYR-Hedged Class, investors are required to have a foreign currency account with any Financial Institution as all transactions relating to the particular foreign currency will ONLY be made via telegraphic transfer.

Where a distribution is declared, investors are advised that following the issue of additional Units/distribution, the NAV per unit will be reduced from cum-distribution NAV to ex-distribution NAV.

Based on the Fund's portfolio returns as at 30 September 2023, the Volatility Factor (VF) for this Fund is 10.5 for MYR Class (Moderate) and 11.2 for MYR Hedged Class (Moderate) (source: Lipper). Very Low includes Funds with VF that are not more than 3.925. Low includes Funds with VF that are above 3.925 but not more than 8.64. Moderate includes Funds with VF that are above 8.64 but not more than 11.34. High includes Funds with VF that are above 11.34 but not more than 14.875. Very High includes Funds with VF that are above 14.875. The VF means there is a possibility for the Fund in generating an upside return or downside return around this VF. The Volatility Class (VC) is assigned by Lipper based on quintile ranks of VF for qualified funds. The Fund's portfolio may have changed since this date and there is no guarantee that the Fund will continue to have the same VF or VC in the future. Presently, only funds launched in the market for at least 36 months will display the VF and its VC.

A copy of the Prospectus and Product Highlights Sheet ("PHS") can be obtained at AHAM Asset Management's ("AHAM Capital") sales offices or at www.aham.com.my. Investors are advised to read and understand the contents of Prospectus and the corresponding PHS before investing. There are fees and charges involved when investing in the Fund. Investors are advised to consider and compare the fees and charges as well as the risks carefully before investing. Investors should make their own assessment of the risks involved in investing and should seek professional advice, where necessary. The price of units and distribution payable, if any, may go down as well as up and past performance of the fund should not be taken as indicative of its future performance. The Securities Commission Malaysia has not reviewed this marketing/promotional material and takes no responsibility for the contents of this marketing/promotional material and expressly disclaims all liability, however arising from this marketing/promotional material.