



# Affin Hwang World Series - Global Disruptive Innovation Fund

A feeder fund that seeks to achieve capital appreciation over the medium to long term period by investing in global equity securities of companies that are relevant to the investment theme of disruptive innovation.

**Fund Category**  
Feeder (Wholesale)

**Fund Type**  
Growth

**Target Fund Manager**  
Nikko Asset Management Luxembourg S.A.

**Target Fund**  
Nikko AM ARK Disruptive Innovation Fund

**Benchmark**  
MSCI World Index

**Base Currency**  
USD

**Launch Date / IOP**  
20 October, 2020 / USD0.50(USD)  
20 October, 2020 / MYR0.50(MYR-Hedged)  
20 October, 2020 / SGD0.50(SGD-Hedged)  
20 October, 2020 / AUD0.50(AUD-Hedged)

**Financial Year End**  
31 October

**Subscription**  
Cash

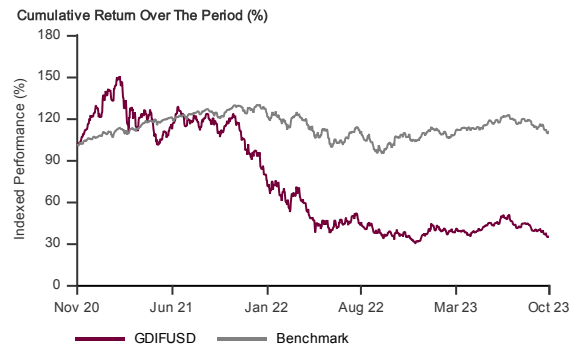
**Initial Sales Charge**  
Max 5.50% of the NAV per Unit

**Annual Management Fee**  
Max 1.85% per annum

**Minimum Investment / Minimum Subsequent Investment**  
USD5,000 / USD1,000(USD)  
MYR5,000 / MYR1,000(MYR-Hedged)  
SGD5,000 / SGD1,000(SGD-Hedged)  
AUD5,000 / AUD1,000(AUD-Hedged)

**As at 31 October, 2023\***  
**Fund Size / NAV Per Unit**  
USD8.9million / USD0.1768(USD)  
MYR401.5million / MYR0.1706(MYR-Hedged)  
SGD3.6million / SGD0.1674(SGD-Hedged)  
AUD2.7million / AUD0.1573(AUD-Hedged)

**Performance Record as at 31 October 2023\***



October, 2020 to October, 2023 NAV-NAV prices and assuming reinvestment of distributions into the Fund, gross investment based in USD. The value of Units may go down as well as up. Past performance is not indicative of future performance. Source: MorningStar

**Performance Table as at 31 October 2023\***

Total Return (%)	1 Month	1 Year	3 Year	Inception
Fund (USD)	-11.2	-7.0	-	-64.6
Benchmark (USD)	-3.0	8.7	-	10.7
Fund (MYR-Hedged)	-11.5	-10.4	-	-65.9
Fund (SGD-Hedged)	-11.5	-9.4	-	-66.5
Fund (AUD-Hedged)	-11.5	-11.5	-	-68.5

Annualised Return (%)	1 Year	3 Year	5 Year	Inception
Fund (USD)	-7.0	-	-	-29.5
Benchmark (USD)	8.7	-	-	3.5
Fund (MYR-Hedged)	-10.4	-	-	-30.3
Fund (SGD-Hedged)	-9.4	-	-	-30.8
Fund (AUD-Hedged)	-11.5	-	-	-32.2

Calendar Year Return (%)	Year To Date	2022	2021	2020
Fund (USD)	12.5	-66.2	-22.9	-
Benchmark (USD)	6.4	-19.5	20.1	-
Fund (MYR-Hedged)	9.6	-66.6	-22.3	-
Fund (SGD-Hedged)	10.2	-67.1	-23.3	-
Fund (AUD-Hedged)	8.5	-68.3	-23.7	-

Source: MorningStar

**Target Fund Top Holdings as at 30 September 2023#**

Equities	%
Tesla Motors, Inc.	8.6
Roku Inc	8.2
Zoom Video Communications Inc	8.0
Coinbase Global Inc	6.7
Uipath Inc	4.6
Block, Inc	4.6
Draftkings Inc	4.5
Twilio, Inc. Class A	3.9
Unity Software Inc	3.6
Roblox Corp	3.5

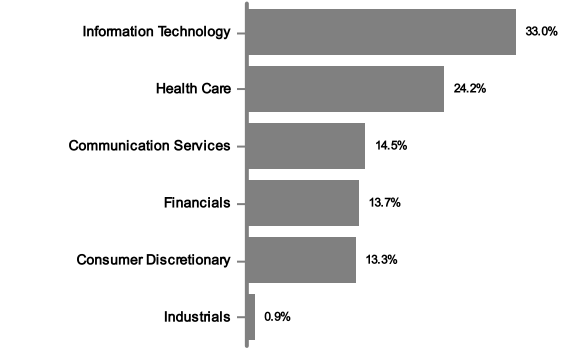
**Asset Allocation as at 31 October 2023\***

Nikko AM ARK Disruptive Innovation Fund	97.9%
Cash & Cash Equivalents	2.1%

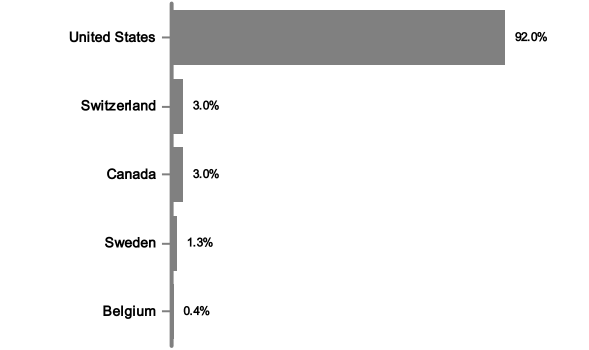
**Income Distribution History**

Distribution Policy: The fund will distribute income subject to the availability of income. Incidentally: AUD-Hedged, SGD-Hedged, MYR-Hedged, USD

**Target Fund Sector Allocation as at 30 September 2023#**



**Target Fund Country Allocation as at 30 September 2023#**



\* The data provided above is that of the Fund and is a percentage of NAV as at 31 October 2023. All figures are subject to frequent changes on a daily basis and the percentages might not add up to 100% due to rounding.  
# The data provided above is that of the Fund by Nikko Asset Management Luxembourg S.A. and is a percentage of NAV of the Target Fund as at 30 September 2023 as the data is provided by Target Fund Manager after AHAM Capital publication cut-off date. Please note that asset exposure for the Target Fund is subject to frequent changes on daily basis and the percentages might not add up to 100% due to rounding.  
To invest in a Class other than MYR Class and/or MYR-Hedged Class, investors are required to have a foreign currency account with any Financial Institution as all transactions relating to the particular foreign currency will ONLY be made via telegraphic transfer.  
The Morningstar Rating is an assessment of a Fund's past performance-based on both return and risk-which shows how similar investments compare with their competitors. A high rating alone is insufficient basis for an investment decision. Where a distribution is declared, investors are advised that following the issue of additional Units/distribution, the NAV per Unit will be reduced from cum-distribution NAV to ex-distribution NAV.  
A copy of the Information Memorandum and Product Highlights Sheet ("PHS") can be obtained at AHAM Asset Management's ("AHAM Capital") sales offices or at www.aham.com.my. Investors are advised to read and understand the contents of Information Memorandum and the corresponding PHS before investing. There are fees and charges involved when investing in the Fund. Investors are advised to consider and compare the fees and charges as well of the risks carefully before investing. Investors should make their own assessment of the risks involved in investing and should seek professional advice, where necessary. The price of units and distribution payable, if any, may go down as well as up and past performance of the fund should not be taken as indicative of its future performance. The Securities Commission Malaysia has not reviewed this marketing/promotional material and takes no responsibility for the contents of this marketing/promotional material and expressly disclaims all liability, however arising from this marketing/promotional material.