

# Affin Hwang World Series - Emerging Markets Short Duration Fund

A feeder fund that aims to provide regular income over the medium to long term period.



**Fund Category**  
Fixed Income Feeder (Wholesale)

**Fund Type**  
Income

**Target Fund Manager**  
Ashmore Investment Management Limited

**Target Fund**  
Ashmore SICAV - Emerging Markets Short Duration Fund

**Benchmark**  
N/A

**Base Currency**  
USD

**Launch Date / IOP**

18 March, 2019 / USD0.50(USD)  
18 March, 2019 / MYR0.50(MYR)  
18 March, 2019 / MYR0.50(MYR-Hedged)  
18 March, 2019 / SGD0.50(SGD-Hedged)  
18 March, 2019 / AUD0.50(AUD-Hedged)  
18 March, 2019 / RMB0.50(RMB-Hedged)

**Financial Year End**  
31 May

**Subscription**  
Cash

**Initial Sales Charge**  
Max 3.00% of the NAV per Unit

**Annual Management Fee**  
Max 1.50% per annum

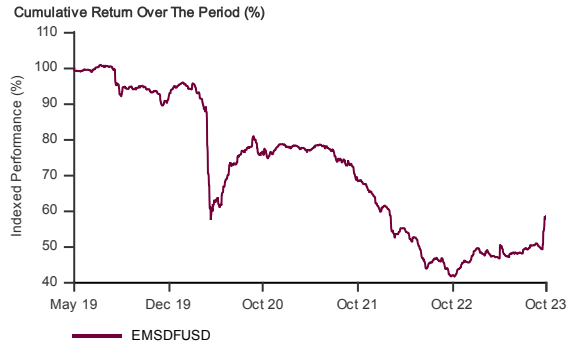
**Minimum Investment / Minimum Subsequent Investment**

USD5,000 / USD1,000(USD)  
MYR5,000 / MYR1,000(MYR)  
MYR5,000 / MYR1,000(MYR-Hedged)  
SGD5,000 / SGD1,000(SGD-Hedged)  
AUD5,000 / AUD1,000(AUD-Hedged)  
RMB5,000 / RMB1,000(RMB-Hedged)

**As at 31 October, 2023\***

**Fund Size / NAV Per Unit**  
USD0.0112million / USD0.1960(USD)  
MYR0.2880million / MYR0.2345(MYR)  
MYR0.8581million / MYR0.1866(MYR-Hedged)  
SGD0.0058million / SGD0.1868(SGD-Hedged)  
AUD0.0019million / AUD0.1747(AUD-Hedged)  
RMB0.0227million / RMB0.1924(RMB-Hedged)

## Performance Record as at 31 October 2023\*



March, 2019 to October, 2023 NAV-NAV prices and assuming reinvestment of distributions into the Fund, gross investment based in USD. The value of Units may go down as well as up. Past performance is not indicative of future performance. Source: MorningStar

## Performance Table as at 31 October 2023\*

Total Return (%)	1 Month	1 Year	3 Year	Inception
Fund (USD)	17.0	39.7	-21.9	-41.5
Fund (MYR)	18.7	41.1	-10.3	-31.3
Fund (MYR-Hedged)	16.7	35.2	-23.3	-44.0
Fund (SGD-Hedged)	16.5	38.4	-23.0	-44.0
Fund (AUD-Hedged)	16.0	36.5	-24.8	-47.1
Fund (RMB-Hedged)	16.9	35.8	-21.9	-42.5

Annualised Return (%)	1 Year	3 Year	5 Year	Inception
Fund (USD)	39.7	-7.9	-	-11.2
Fund (MYR)	41.1	-3.6	-	-8.0
Fund (MYR-Hedged)	35.2	-8.5	-	-12.1
Fund (SGD-Hedged)	38.4	-8.3	-	-12.1
Fund (AUD-Hedged)	36.5	-9.1	-	-13.2
Fund (RMB-Hedged)	35.8	-7.9	-	-11.5

Calendar Year Return (%)	Year To Date	2022	2021	2020
Fund (USD)	28.9	-26.6	-21.2	-17.2
Fund (MYR)	39.8	-22.5	-18.3	-18.6
Fund (MYR-Hedged)	25.3	-26.6	-20.3	-
Fund (SGD-Hedged)	27.0	-26.5	-21.3	-19.7
Fund (AUD-Hedged)	26.1	-27.0	-23.0	-21.3
Fund (RMB-Hedged)	25.2	-26.3	-19.3	-17.8

Source: MorningStar

## Target Fund Top Holdings as at 30 September 2023#

Bonds	%
Petroleos De Venezuela	26.4
Abra Global Finance	5.4
Cimpor Financial Opertns	4.9
Petroleos Mexicanos	4.1
Tullow Oil Plc	3.1
Medco Bell Pte Ltd	2.7
Lebanese Republic	2.6
Grupo Axo Sa De Cv	2.5
Kosmos Energy Ltd	2.2
Greenko Solar Mauritius	2.0

## Asset Allocation as at 31 October 2023\*

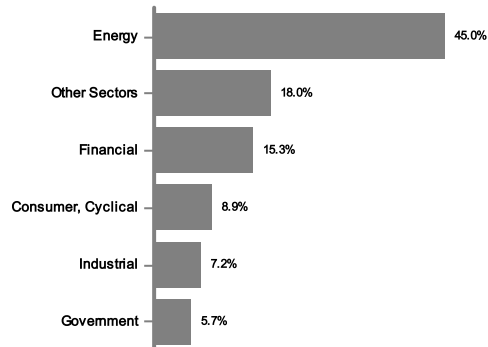
Ashmore SICAV - Emerging Markets Short Duration Fund	89.5%
Cash & Cash Equivalents	10.5%

## Income Distribution History

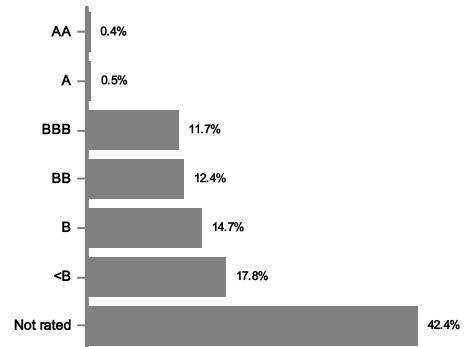
	USD Class	MYR Class	MYR-Hedged Class	SGD-Hedged Class	AUD-Hedged Class	RMB-Hedged Class
	cents/(%)	sen/(%)	sen/(%)	cents/(%)	cents/(%)	cents/(%)
2020	2.33 / 6.7	2.11 / 5.8	2.27 / 6.7	2.10 / 6.2	2.22 / 6.7	1.93 / 5.6
2021	2.83 / 8.9	2.78 / 8.5	2.69 / 8.6	2.72 / 8.8	2.77 / 9.4	2.87 / 9.0
2022	2.75 / 15.0	2.81 / 13.9	2.75 / 15.1	2.67 / 15.0	2.55 / 15.1	2.85 / 15.2
2023	1.90 / 11.7	2.22 / 12.1	1.96 / 12.5	1.99 / 12.8	1.87 / 12.8	2.07 / 12.8

Distribution Policy: The fund will distribute income subject to the availability of income. Monthly: MYR, USD Quarterly: AUD-Hedged, SGD-Hedged, MYR-Hedged, RMB-Hedged

## Target Fund Sector Allocation as at 30 September 2023#



## Target Fund Credit Profile as at 30 September 2023#



\* The data provided above is that of the Fund and is a percentage of NAV as at 31 October 2023. All figures are subject to frequent changes on a daily basis and the percentages might not add up to 100% due to rounding.

# The data provided above is that of the Fund by Ashmore Investment Management Limited and is a percentage of NAV of the Target Fund as at 30 September 2023 as the data is provided by Target Fund Manager after AHAM Capital publication cut-off date. Please note that asset exposure for the Target Fund is subject to frequent changes on daily basis and the percentages might not add up to 100% due to rounding.

To invest in a Class other than MYR Class and/or MYR-Hedged Class, investors are required to have a foreign currency account with any Financial Institution as all transactions relating to the particular foreign currency will ONLY be made via telegraphic transfer.

Where a distribution is declared, investors are advised that following the issue of additional Units/distribution, the NAV per Unit will be reduced from cum-distribution NAV to ex-distribution NAV.

Based on the Fund's portfolio returns as at 30 September 2023, the Volatility Factor (VF) for this Fund is 13.0 for USD Class (High), 13.0 for MYR Class (High), 12.9 for MYR Hedged Class (High), 13.2 for SGD Hedged Class (High), 15.7 for AUD Hedged Class (Very High), and 12.8 for RMB Hedged Class (High) (source: Lipper). Very Low includes Funds with VF that are not more than 3.925. Low includes Funds with VF that are above 3.925 but not more than 8.64. Moderate includes Funds with VF that are above 8.64 but not more than 11.34. High includes Funds with VF that are above 11.34 but not more than 14.875. Very High includes Funds with VF that are above 14.875. The VF means there is a possibility for the Fund in generating an upside return or downside return around this VF. The Volatility Class (VC) is assigned by Lipper based on quintile ranks of VF for qualified funds. The VF's portfolio may have changed since this date and there is no guarantee that the Fund will continue to have the same VF or VC in the future. Presently, only funds launched in the market for at least 36 months will display the VF and its VC.

A copy of the Information Memorandum and Product Highlights Sheet (PHS) can be obtained at AHAM Asset Management's ("AHAM Capital") sales offices or at [www.aham.com.my](http://www.aham.com.my). Investors are advised to read and understand the contents of Information Memorandum and the corresponding PHS before investing. There are fees and charges involved when investing in the Fund. Investors are advised to consider and compare the fees and charges as well of the risks carefully before investing. Investors should make their own assessment of the risks involved in investing and should seek professional advice, where necessary. The price of units and distribution payable, if any, may go down as well as up and past performance of the fund should not be taken as indicative of its future performance. The Securities Commission Malaysia has not reviewed this marketing/promotional material and takes no responsibility for the contents of this marketing/promotional material and expressly disclaims all liability, however arising from this marketing/promotional material.