

Affin Hwang World Series - US Dollar Liquidity Fund

A feeder fund aims to provide investors with a regular income stream and high level of liquidity to meet cash flow requirement whilst maintaining capital preservation.

Fund Category
Feeder (Wholesale)

Fund Type
Income

Target Fund Manager
HSBC Global Asset Management (USA) Inc.

Target Fund
HSBC US Dollar Liquidity Fund

Benchmark
N/A

Base Currency
USD

Launch Date / IOP
18 February, 2020 / USD1.00(USD)

Financial Year End
31 May

Subscription
Cash

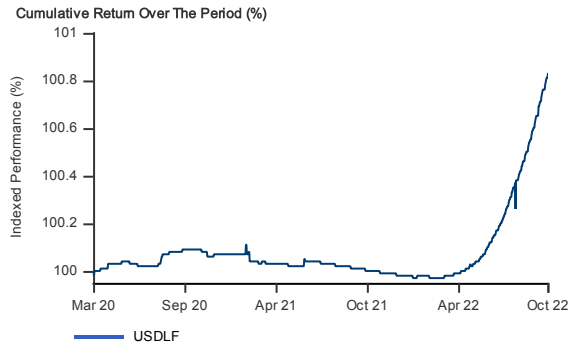
Initial Sales Charge
N/A

Annual Management Fee
Max 0.40% per annum

Minimum Investment / Minimum Subsequent Investment
USD5,000 / USD1,000(USD)

As at 31 October, 2022*
Fund Size / NAV Per Unit
USD5.9million / USD1.0052(USD)

Performance Record as at 31 October 2022*



February, 2020 to October, 2022 NAV-NAV prices and assuming reinvestment of distributions into the Fund, gross investment based in USD. The value of Units may go down as well as up. Past performance is not indicative of future performance.
Source: MorningStar

Performance Table as at 31 October 2022*

Total Return (%)	1 Month	1 Year	3 Year	Since Inception
Fund (USD)	0.2	0.0	-	0.8
Annualised Return (%)	1 Year	3 Year	5 Year	Since Inception
Fund (USD)	0.0	-	-	0.3
Calendar Year Return (%)	Year To Date	2021	2020	2019
Fund (USD)	0.8	-0.1	-	-

Source: MorningStar

Target Fund Top Holdings as at 30 September 2022#

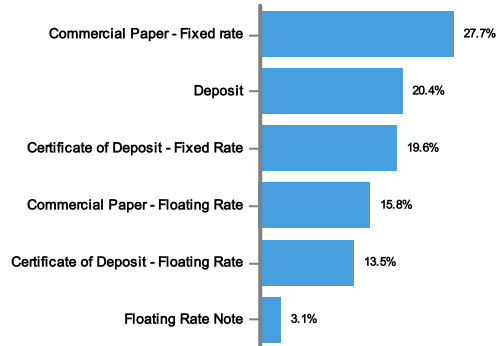
Bonds	%
BANCO SANTANDER SA	5.8
MIZUHO FINANCIAL GROUP INC	5.0
INDUSTRIAL + COMMERCIAL BANK OF CHINA	4.9
CHINA CONSTRUCTION BANK CORP	4.9
TORONTO-DOMINION BANK/THE	4.8
BARCLAYS PLC	3.8
SUMITOMO MITSUI TRUST HOLDINGS	3.8
ANZ NEW ZEALAND (INT'L) LTD.	3.3
CANADIAN IMPERIAL BANK OF COMM	3.3
COOPERATIEVE RABOBANK UA	2.9

Asset Allocation as at 31 October 2022*

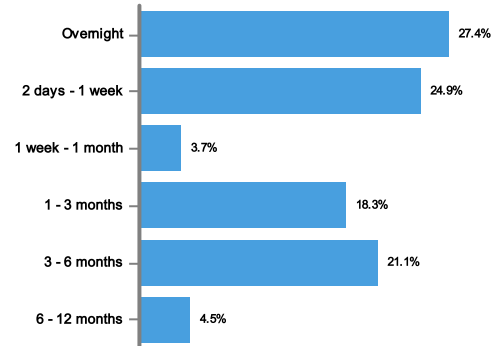
HSBC US Dollar Liquidity Fund	99.7%	
Cash & Cash Equivalents	0.3%	
Income Distribution History		
	Gross Distribution (Sen)	Yield (%)
2020	0.15	0.2
2021	0.03	0.0
2022	0.13	0.1

Distribution Policy: The fund will distribute income subject to the availability of income. Monthly: USD

Target Fund Asset Allocation as at 30 September 2022#



Target Fund Maturity Profile as at 30 September 2022#



* The data provided above is that of the Fund and is a percentage of NAV as at 31 October 2022. All figures are subject to frequent changes on a daily basis and the percentages might not add up to 100% due to rounding.

The data provided above is that of the Fund by HSBC Global Asset Management (USA) Inc. and is a percentage of NAV of the Target Fund as at 30 September 2022 as the data is provided by Target Fund Manager after Affin Hwang Asset Management Bhd publication cut-off date. Please note that asset exposure for the Target Fund is subject to frequent changes on daily basis and the percentages might not add up to 100% due to rounding.

To invest in a Class other than MYR Class and/or MYR-Hedged Class, investors are required to have a foreign currency account with any Financial Institution as all transactions relating to the particular foreign currency will ONLY be made via telegraphic transfer.

Where a distribution is declared, investors are advised that following the issue of additional Units/distribution, the NAV per Unit will be reduced from cum-distribution NAV to ex-distribution NAV.

A copy of the Information Memorandum and Product Highlights Sheet ("PHS") can be obtained at Affin Hwang Asset Management's ("Affin Hwang AM") sales offices or at www.affinhwang.com. Investors are advised to read and understand the contents of Information Memorandum and the corresponding PHS before investing. There are fees and charges involved when investing in the Fund. Investors are advised to consider and compare the fees and charges as well of the risks carefully before investing. Investors should make their own assessment of the risks involved in investing and should seek professional advice, where necessary. The price of units and distribution payable, if any, may go down as well as up and past performance of the fund should not be taken as indicative of its future performance. The Securities Commission Malaysia has not reviewed this marketing/promotional material and takes no responsibility for the contents of this marketing/promotional material and expressly disclaims all liability, however arising from this marketing/promotional material.