



AHAM ESG SGD Bond Fund

(formerly known as Affin Hwang SGD Bond Fund)

A fund that aims to provide regular income by investing in SGD denominated bonds.

Fund Category
Bond

Fund Type
Income

Benchmark
12-Month Singapore Commercial Banks Weighted Average FD Rate

Base Currency
SGD

Launch Date / IOP
February 23, 2021 / SGD0.50_(SGD)
February 23, 2021 / MYR0.50_(MYR)

Financial Year End
September 30

Subscription
Cash

Initial Sales Charge
Max 2.00% of the NAV per Unit

Annual Management Fee
Max 1.00% per annum

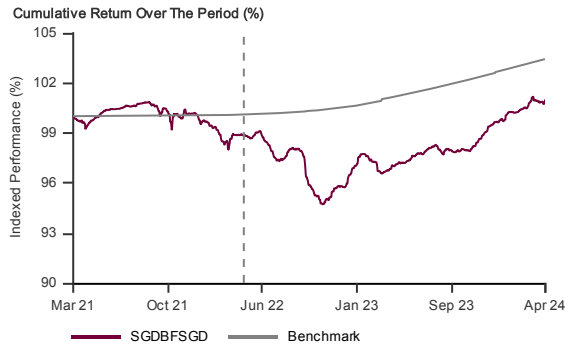
Minimum Investment / Minimum Subsequent Investment
SGD1,000 / SGD100_(SGD)
MYR1,000 / MYR100_(MYR)

As at April 30, 2024*
Fund Size / NAV Per Unit
SGD14.4million / SGD0.4998_(SGD)
MYR24.1million / MYR0.5711_(MYR)

Fixed Income Yield
4.9%

Fixed Income Duration
4.2 years

Performance Record as at April 30 2024*

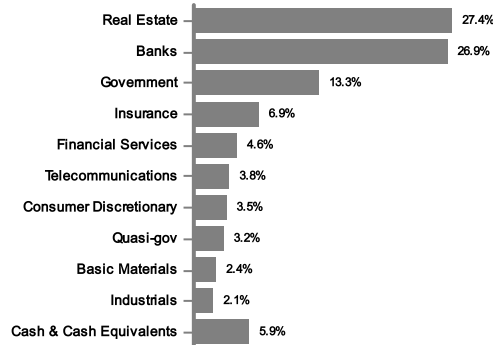


February, 2021 to April, 2024 NAV-NAV prices and assuming reinvestment of distributions into the Fund, gross investment based in SGD. The value of Units may go down as well as up. Past performance is not indicative of future performance. As at 23-Feb-21 the Benchmark was replaced by Singapore Dollar Banks Saving Deposits Rate. As at 01-Apr-22 the Benchmark was replaced by 12-Month Singapore Commercial Banks Weighted Average FD Rate. Source: MorningStar

Top Holdings as at April 30 2024*

Bonds	Coupon	Maturity Date	%
DBS Group Holdings Ltd	3.30%	27.02.49	2.5
Commerzbank AG	6.50%	24.04.34	2.5
AIA Group Ltd	5.10%	12.03.49	2.4
HSBC Holdings PLC	5.25%	27.06.32	2.4
Freeport Indonesia PT	6.20%	14.04.52	2.4
CMT MTN Pte Ltd	3.94%	19.06.30	2.4
BPCE SA	5.00%	08.03.34	2.4
Deutsche Bank AG	4.40%	05.04.28	2.3
Singapore Government Bond	3.38%	01.05.34	2.3
Singapore Government Bond	3.38%	01.09.33	2.3

Sector Allocation as at April 30 2024*



Performance Table as at April 30 2024*

Total Return (%)	1 Month	1 Year	3 Year	Since Inception
Fund (SGD)	-0.1	4.1	1.3	1.0
Benchmark (SGD)	0.2	2.2	3.4	3.4
Fund (MYR)	0.0	9.4	15.1	15.7

Annualised Return (%)	1 Year	3 Year	5 Year	Since Inception
Fund (SGD)	4.1	0.4	-	0.3
Benchmark (SGD)	2.2	1.1	-	1.1
Fund (MYR)	9.4	4.8	-	4.8

Calendar Year Return (%)	Year To Date	2023	2022	2021
Fund (SGD)	1.4	4.1	-4.4	-
Benchmark (SGD)	0.8	2.0	0.5	-
Fund (MYR)	2.2	10.3	1.6	-

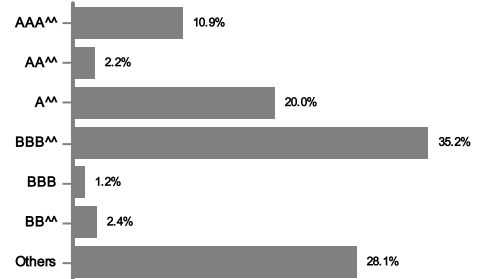
Source: MorningStar

Income Distribution History

	SGD Class cents/(%)	MYR Class sen/(%)
2023	0.51 / 1.0	0.72 / 1.3

Distribution Policy: The fund will distribute income subject to the availability of income. Annually: MYR, SGD

Credit Profile as at April 30 2024*



The Credit Profile above are a percentage of the Fund's fixed income portion only. ^{AA}Source of foreign bonds rating: Bloomberg

* The data provided above is that of the Fund and is a percentage of NAV as at April 30 2024. All figures are subject to frequent changes on a daily basis and the percentages might not add up to 100% due to rounding.

To invest in a Class other than MYR Class and/or MYR-Hedged Class, investors are required to have a foreign currency account with any Financial Institution as all transactions relating to the particular foreign currency will ONLY be made via telegraphic transfer.

Where a distribution is declared, investors are advised that following the issue of additional Units/distribution, the NAV per Unit will be reduced from cum-distribution NAV to ex-distribution NAV.

A copy of the Prospectus and Product Highlights Sheet ("PHS") can be obtained at AHAM Asset Management's ("AHAM Capital") sales offices or at www.aham.com.my. Investors are advised to read and understand the contents of Prospectus and the corresponding PHS before investing. There are fees and charges involved when investing in the Fund. Investors are advised to consider and compare the fees and charges as well of the risks carefully before investing. Investors should make their own assessment of the risks involved in investing and should seek professional advice, where necessary. The price of units and distribution payable, if any, may go down as well as up and past performance of the fund should not be taken as indicative of its future performance. The Securities Commission Malaysia has not reviewed this marketing/promotional material and takes no responsibility for the contents of this marketing/promotional material and expressly disclaims all liability, however arising from this marketing/promotional material.