



## AHAM Aiman PRS Shariah Moderate Fund

A Fund that seeks income and capital growth to facilitate the accumulation of Shariah-complaint retirement savings for its Members' retirement needs.

**Name of Scheme**  
Private Retirement Scheme

**Fund Category**  
Mixed Assets

**Benchmark**  
50% Maybank 12-Month General Investment Account (GIA) Rate + 30% MSCI AC World Islamic Index + 10% FTSE Bursa Malaysia EMAS Shariah Index + 10% MSCI AC Asia ex Japan Islamic Index

**Launch Date / IOP**  
July 01, 2015 / MYR0.50<sub>(MYR)</sub>

**Financial Year End**  
July 31

**Subscription**  
Cash

**Initial Sales Charge**  
N/A

**Redemption Charge**  
N/A

**Pre-Retirement Withdrawal**  
8.0% tax penalty

**Transfer Fee**  
MYR25 for each withdrawal request

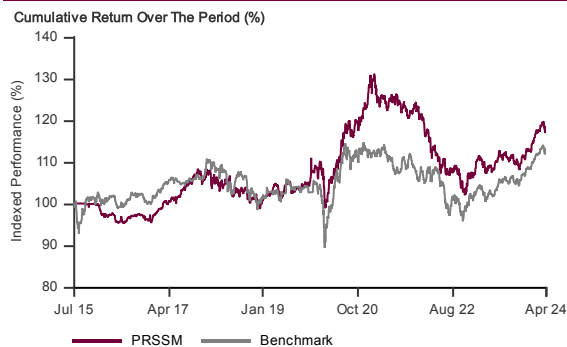
**Fees by PPA Annual Fee**  
MYR8.00 per annum

**Annual Management Fee**  
Max 1.50% per annum

**Minimum Investment / Minimum Subsequent Investment**  
MYR100 / MYR50<sub>(MYR)</sub>

**As at April 30, 2024\***  
**Fund Size / NAV Per Unit**  
MYR10.3million / MYR0.5456<sub>(MYR)</sub>

### Performance Record as at April 30 2024\*

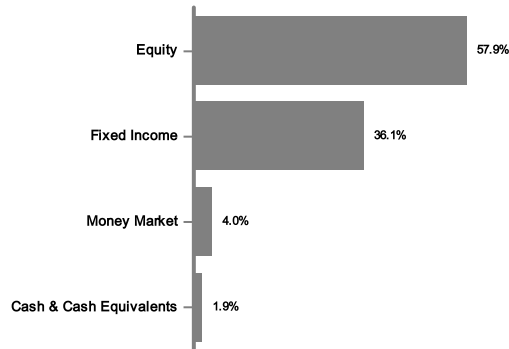


July, 2015 to April, 2024 NAV-NAV prices and assuming reinvestment of distributions into the Fund, gross investment based in MYR. The value of Units may go down as well as up. Past performance is not indicative of future performance.  
Source: MorningStar

### Top Holdings as at April 30 2024\*

Investment	Percentage
Aiiman Global Equity Fund	20.0%
AHAM AIIMAN ESG Income Plus Fund	19.9%
AHAM Aiman Select Income Fund	17.7%
AHAM Aiman Growth Fund	17.5%
AHAM Aiman Asia E-J Growth Fund	16.8%

### Asset Allocation as at April 30 2024\*



### Performance Table as at April 30 2024\*

Total Return (%)	1 Month	1 Year	3 Year	Inception
Fund (MYR)	0.0	9.9	-5.7	18.6
Benchmark (MYR)	-0.3	10.6	-0.5	12.9

Annualised Return (%)	1 Year	3 Year	5 Year	Inception
Fund (MYR)	9.9	-1.9	2.6	2.0
Benchmark (MYR)	10.6	-0.2	1.8	1.4

Calendar Year Return (%)	Year To Date	2023	2022	2021
Fund (MYR)	4.9	5.8	-11.6	-2.2
Benchmark (MYR)	4.0	5.6	-5.5	-3.3

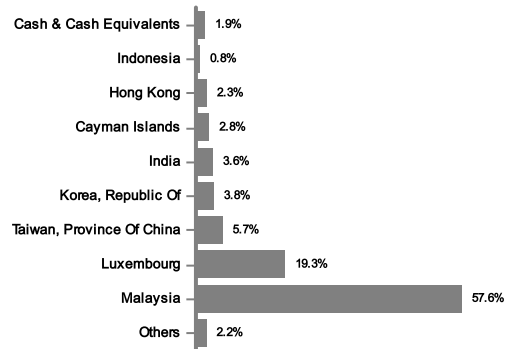
Source: MorningStar

### Income Distribution History

Year	Net Distribution (Sen)	Yield (%)
2019	1.00	2.0
2020	1.00	1.9
2021	1.00	1.7
2022	1.00	2.0
2023	0.14	0.3
2024	0.33	0.6

Distribution Policy: The fund will distribute income subject to the availability of income. Semi-annually: MYR

### Country Allocation as at April 30 2024\*



\* The data provided above is that of the Fund and is a percentage of NAV as at April 30 2024. All figures are subject to frequent changes on a daily basis and the percentages might not add up to 100% due to rounding.  
The Morningstar Rating is an assessment of a Fund's past performance-based on both return and risk-which shows how similar investments compare with their competitors. A high rating alone is insufficient basis for an investment decision.  
Where a distribution is declared, investors are advised that following the issue of additional Units/distribution, the NAV per Unit will be reduced from cum-distribution NAV to ex-distribution NAV.  
The Private Pension Administrator (PPA) Annual Fee is not payable by the Member for the year the Member's account is first opened and the year(s) where no contribution has been made.  
A copy of the Disclosure Document and Product Highlights Sheet ("PHS") can be obtained at AHAM Asset Management's ("AHAM Capital") sales offices or at www.aham.com.my. Investors are advised to read and understand the contents of Disclosure Document and the corresponding PHS before investing. There are fees and charges involved when investing in the Fund. Investors are advised to consider and compare the fees and charges as well of the risks carefully before investing. Investors should make their own assessment of the risks involved in investing and should seek professional advice, where necessary. The price of units and distribution payable, if any, may go down as well as up and past performance of the fund should not be taken as indicative of its future performance. The Securities Commission Malaysia has not reviewed this marketing/promotional material and takes no responsibility for the contents of this marketing/promotional material and expressly disclaims all liability, however arising from this marketing/promotional material.