



AHAM Multi-Asset Fund

A highly concentrated multi-asset fund that aims to provide investors with regular income.

Fund Category
Mixed Asset (wholesale)

Fund Type
Income

Benchmark
6.0% per annum

Base Currency
MYR

Launch Date / IOP
January 05, 2010 / MYR1.00_(MYR)
August 04, 2015 / USD1.00_(USD)
August 04, 2015 / SGD1.00_(SGD)

Financial Year End
April 30

Subscription
Cash

Initial Sales Charge
Max 2.00% of the NAV per Unit

Annual Management Fee
Max 0.50% per annum

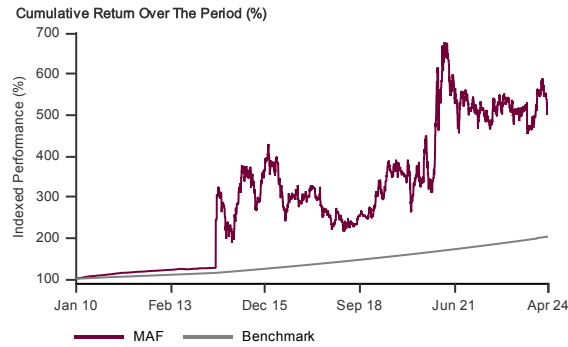
Repurchase Charge
N/A

Performance Fee
N/A

**Minimum Investment /
Minimum Subsequent Investment**
MYR100,000 / MYR100,000_(MYR)
USD30,000 / USD30,000_(USD)
SGD30,000 / SGD30,000_(SGD)

As at April 30, 2024*
Fund Size / NAV Per Unit
MYR65.6million / MYR2.1086_(MYR)
USD9.6million / USD1.4190_(USD)
SGD0.0040million / SGD1.3337_(SGD)

Performance Record as at April 30 2024*



January, 2010 to April, 2024 NAV-NAV prices and assuming reinvestment of distributions into the Fund, gross investment based in MYR. The value of Units may go down as well as up. Past performance is not indicative of future performance.
Source: MorningStar

Top Holdings as at April 30 2024*

Equities	%
AMMB Holdings Bhd	71.8
AwanBiru Technology Berhad	12.4
Yinson Holdings Berhad	8.7
AwanBiru Technology Berhad	0.8
Yinson Holdings Berhad	0.3

Performance Table as at April 30 2024*

Total Return (%)	1 Month	1 Year	3 Year	Since Inception
Fund (MYR)	-6.6	2.5	-17.0	416.0
Benchmark (MYR)	0.5	6.0	19.1	103.0
Fund (USD)	-7.5	-3.6	-28.5	41.9
Fund (SGD)	-6.7	-2.0	-26.6	33.4

Annualised Return (%)	1 Year	3 Year	5 Year	Since Inception
Fund (MYR)	2.5	-6.0	10.1	12.1
Benchmark (MYR)	6.0	6.0	6.0	5.1
Fund (USD)	-3.6	-10.6	7.1	4.1
Fund (SGD)	-2.0	-9.8	7.1	3.4

Calendar Year Return (%)	Year To Date	2023	2022	2021
Fund (MYR)	0.0	-	1.4	-15.1
Benchmark (MYR)	0.0	-	6.0	6.0
Fund (USD)	-7.7	-1.9	-4.0	-18.1
Fund (SGD)	-4.9	-3.4	-4.7	-16.4

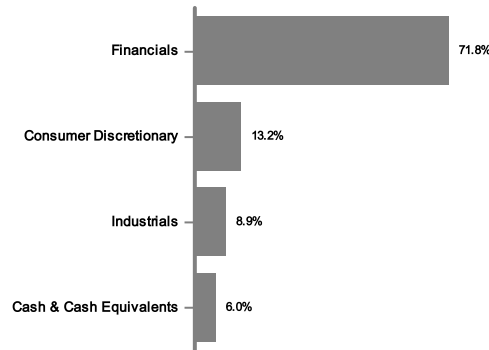
Source: MorningStar

Income Distribution History

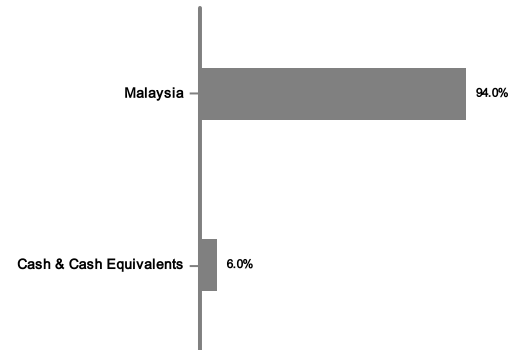
	Net Distribution (Sen)	Yield (%)
2010	6.75	6.8
2011	7.74	7.9
2012	3.85	3.9
2013	3.60	3.6
2014	96.16	97.2

Distribution Policy: The fund will distribute income subject to the availability of income. Semi-annually: MYR, SGD, USD

Sector Allocation as at April 30 2024*



Country Allocation as at April 30 2024*



* The data provided above is that of the Fund and is a percentage of NAV as at April 30 2024. All figures are subject to frequent changes on a daily basis and the percentages might not add up to 100% due to rounding.

To invest in a Class other than MYR Class and/or MYR-Hedged Class, investors are required to have a foreign currency account with any Financial Institution as all transactions relating to the particular foreign currency will ONLY be made via telegraphic transfer.

Where a distribution is declared, investors are advised that following the issue of additional Units/distribution, the NAV per Unit will be reduced from cum-distribution NAV to ex-distribution NAV.

A copy of the Information Memorandum and Product Highlights Sheet ("PHS") can be obtained at AHAM Asset Management's ("AHAM Capital") sales offices or at www.aham.com.my. Investors are advised to read and understand the contents of Information Memorandum and the corresponding PHS before investing. There are fees and charges involved when investing in the Fund. Investors are advised to consider and compare the fees and charges as well of the risks carefully before investing. Investors should make their own assessment of the risks involved in investing and should seek professional advice, where necessary. The price of units and distribution payable, if any, may go down as well as up and past performance of the fund should not be taken as indicative of its future performance. The Securities Commission Malaysia has not reviewed this marketing/promotional material and takes no responsibility for the contents of this marketing/promotional material and expressly disclaims all liability, however arising from this marketing/promotional material.