



AHAM World Series - Global Infrastructure Income Fund

A feeder fund that seeks to achieve capital appreciation and provide income over medium to long term period by investing in infrastructure assets.

Fund Category
Feeder (Wholesale)

Fund Type
Income & Growth

Target Fund Manager
Franklin Templeton International Services

Target Fund
Legg Mason Clearbridge Global Infrastructure Income Fund

Benchmark
OECD G7 Inflation Index + 5.5%

Base Currency
USD

Launch Date / IOP

December 21, 2021 / USD0.50_(USD)
December 15, 2023 / MYR0.50_(MYR)
December 21, 2021 / MYR0.50_(MYR-Hedged)
December 21, 2021 / SGD0.50_(SGD-Hedged)
December 21, 2021 / AUD0.50_(AUD-Hedged)

Financial Year End

January 31

Subscription

Cash

Initial Sales Charge

Max 5.50% of the NAV per Unit

Annual Management Fee

Max 1.80% per annum

Minimum Investment /

Minimum Subsequent Investment

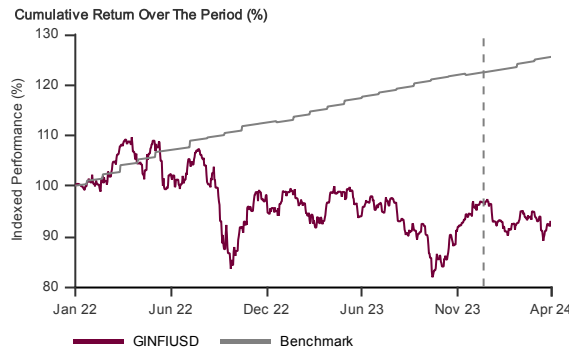
USD10,000 / USD5,000_(USD)
MYR30,000 / MYR10,000_(MYR)
MYR30,000 / MYR10,000_(MYR-Hedged)
SGD10,000 / SGD5,000_(SGD-Hedged)
AUD10,000 / AUD5,000_(AUD-Hedged)

As at April 30, 2024*

Fund Size / NAV Per Unit

USD5.1million / USD0.4174_(USD)
MYR0.0049million / MYR0.4851_(MYR)
MYR113.0million / MYR0.3997_(MYR-Hedged)
SGD3.3million / SGD0.3997_(SGD-Hedged)
AUD2.9million / AUD0.3893_(AUD-Hedged)

Performance Record as at April 30 2024*



December, 2021 to April, 2024 NAV-NAV prices and assuming reinvestment of distributions into the Fund, gross investment based in USD. The value of Units may go down as well as up. Past performance is not indicative of future performance. As at 15-Dec-23 the Benchmark was replaced by OECD G7 Inflation Index + 5.5%. Source: MorningStar

Performance Table as at April 30 2024*

Total Return (%)	1 Month	1 Year	3 Year	Inception
Fund (USD)	-3.0	-6.9	-	-8.1
Benchmark (USD)	0.7	8.1	-	25.5
Fund (MYR)	-2.1	-	-	-3.0
Fund (MYR-Hedged)	-3.3	-9.8	-	-11.9
Fund (SGD-Hedged)	-3.3	-9.0	-	-11.9
Fund (AUD-Hedged)	-3.2	-9.2	-	-14.0

Annualised Return (%)	1 Year	3 Year	5 Year	Inception
Fund (USD)	-6.9	-	-	-3.6
Benchmark (USD)	8.1	-	-	10.4
Fund (MYR)	-	-	-	-
Fund (MYR-Hedged)	-9.8	-	-	-5.3
Fund (SGD-Hedged)	-9.0	-	-	-5.3
Fund (AUD-Hedged)	-9.2	-	-	-6.3

Calendar Year Return (%)	Year To Date	2023	2022	2021
Fund (USD)	-5.0	1.9	-	-
Benchmark (USD)	2.5	8.6	-	-
Fund (MYR)	-1.1	-	-	-
Fund (MYR-Hedged)	-5.9	-1.0	-	-
Fund (SGD-Hedged)	-5.6	-0.2	-	-
Fund (AUD-Hedged)	-5.6	-0.8	-	-

Source: MorningStar

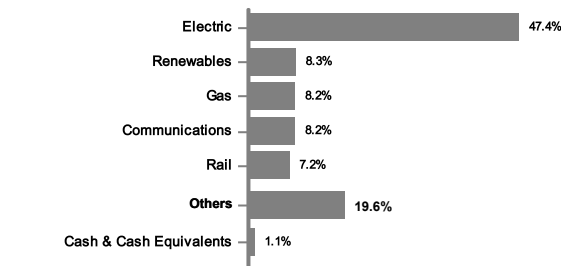
Target Fund Top Holdings as at March 31 2024#

Equities	%
Entergy Corp	5.1
EDP - Energias de Portugal SA	4.5
Crown Castle Inc	4.5
National Grid PLC	4.5
Union Pacific Corp	4.3
NextEra Energy Inc	4.1
Southern Co/The	3.8
AmericanTower Corp	3.6
Pembina Pipeline Corp	3.6
Dominion Energy Inc	3.6

Asset Allocation as at April 30 2024*

Legg Mason Clearbridge Global Infrastructure Income Fund	98.5%
Cash & Cash Equivalents	1.5%

Target Fund Sector Allocation as at March 31 2024#




Income Distribution History

	Gross Distribution/Yields			
	USD Class cents/(%)	MYR-Hedged Class sen/(%)	SGD-Hedged Class cents/(%)	AUD-Hedged Class cents/(%)
2022	1.36 / 2.9	1.37 / 2.9	1.38 / 2.9	1.40 / 3.0
2023	2.24 / 5.1	2.25 / 5.3	2.19 / 5.2	2.18 / 5.3
2024	0.77 / 1.8	0.74 / 1.8	0.73 / 1.8	0.72 / 1.8

Distribution Policy: The fund will distribute income subject to the availability of income. Monthly: AUD-Hedged, USD, SGD-Hedged, MYR, MYR-Hedged

Target Fund Country Allocation as at March 31 2024#



* The data provided above is that of the Fund and is a percentage of NAV as at April 30 2024. All figures are subject to frequent changes on a daily basis and the percentages might not add up to 100% due to rounding.

The data provided above is that of the Fund by Franklin Templeton International Services and is a percentage of NAV of the Target Fund as at March 31 2024 as the data is provided by Target Fund Manager after AHAM Capital publication cut-off date. Please note that asset exposure for the Target Fund is subject to frequent changes on daily basis and the percentages might not add up to 100% due to rounding.

To invest in a Class other than MYR Class and/or MYR-Hedged Class, investors are required to have a foreign currency account with any Financial Institution as all transactions relating to the particular foreign currency will ONLY be made via telegraphic transfer. Where a distribution is declared, investors are advised that following the issue of additional Units/distribution, the NAV per Unit will be reduced from cum-distribution NAV to ex-distribution NAV. A copy of the Information Memorandum and Product Highlights Sheet ("PHS") can be obtained at AHAM Asset Management's ("AHAM Capital") sales offices or at www.aham.com.my. Investors are advised to read and understand the contents of Information Memorandum and the corresponding PHS before investing. There are fees and charges involved when investing in the Fund. Investors are advised to consider and compare the fees and charges as well of the risks carefully before investing. Investors should make their own assessment of the risks involved in investing and should seek professional advice, where necessary. The price of units and distribution payable, if any, may go down as well as up and past performance of the fund should not be taken as indicative of its future performance. The Securities Commission Malaysia has not reviewed this marketing/promotional material and takes no responsibility for the contents of this marketing/promotional material and expressly disclaims all liability, however arising from this marketing/promotional material.