



Affin Hwang World Series - Global Disruptive Innovation Fund

A feeder fund that seeks to achieve capital appreciation over the medium to long term period by investing in global equity securities of companies that are relevant to the investment theme of disruptive innovation.

Fund Category
Feeder (Wholesale)

Fund Type
Growth

Target Fund Manager
Nikko Asset Management Luxembourg S.A.

Target Fund
Nikko AM ARK Disruptive Innovation Fund

Benchmark
MSCI World Index

Base Currency
USD

Launch Date / IOP
20 October, 2020 / USD0.50(USD)
20 October, 2020 / MYR0.50(MYR-Hedged)
20 October, 2020 / SGD0.50(SGD-Hedged)
20 October, 2020 / AUD0.50(AUD-Hedged)

Financial Year End
31 October

Subscription
Cash

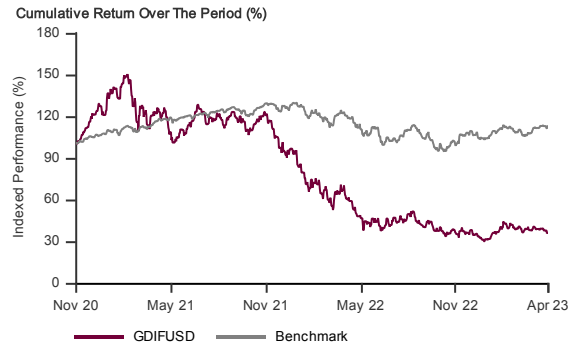
Initial Sales Charge
Max 5.50% of the NAV per Unit

Annual Management Fee
Max 1.85% per annum

Minimum Investment / Minimum Subsequent Investment
USD5,000 / USD1,000(USD)
MYR5,000 / MYR1,000(MYR-Hedged)
SGD5,000 / SGD1,000(SGD-Hedged)
AUD5,000 / AUD1,000(AUD-Hedged)

As at 28 April, 2023*
Fund Size / NAV Per Unit
USD9.6million / USD0.1812(USD)
MYR442.5million / MYR0.1780(MYR-Hedged)
SGD3.7million / SGD0.1739(SGD-Hedged)
AUD2.9million / AUD0.1645(AUD-Hedged)

Performance Record as at 28 April 2023*



October, 2020 to April, 2023 NAV-NAV prices and assuming reinvestment of distributions into the Fund, gross investment based in USD. The value of Units may go down as well as up. Past performance is not indicative of future performance. Source: MorningStar

Performance Table as at 28 April 2023*

Total Return (%)	1 Month	1 Year	3 Year	Inception
Fund (USD)	-10.4	-24.4	-	-63.8
Benchmark (USD)	1.6	1.4	-	13.3
Fund (MYR-Hedged)	-10.6	-26.2	-	-64.4
Fund (SGD-Hedged)	-10.4	-26.4	-	-65.2
Fund (AUD-Hedged)	-10.6	-29.8	-	-67.1

Annualised Return (%)	1 Year	3 Year	5 Year	Inception
Fund (USD)	-24.4	-	-	-33.7
Benchmark (USD)	1.4	-	-	5.2
Fund (MYR-Hedged)	-26.2	-	-	-34.2
Fund (SGD-Hedged)	-26.4	-	-	-34.8
Fund (AUD-Hedged)	-29.8	-	-	-36.3

Calendar Year Return (%)	Year To Date	2022	2021	2020
Fund (USD)	15.3	-66.3	-22.9	-
Benchmark (USD)	9.0	-19.5	20.1	-
Fund (MYR-Hedged)	14.3	-66.7	-22.3	-
Fund (SGD-Hedged)	14.5	-67.1	-23.3	-
Fund (AUD-Hedged)	13.4	-68.3	-23.7	-

Source: MorningStar

Target Fund Top Holdings as at 31 March 2023#

Equities	%
Tesla Motors, Inc.	9.3
Roku Inc	8.5
Zoom Video Communications Inc	7.8
Block, Inc	6.1
Coinbase Global Inc	5.9
UiPath Inc	4.8
Shopify, Inc. Class A	4.8
Exact Sciences Corporation	4.6
Roblox Corp	3.8
Draftkings Inc	3.8

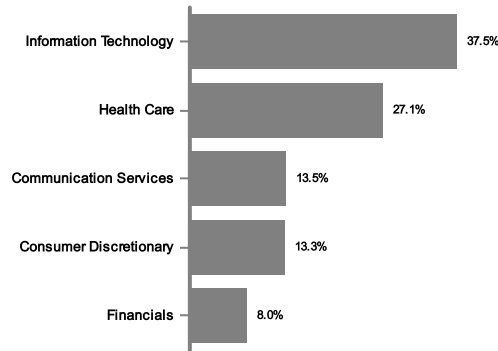
Asset Allocation as at 28 April 2023*

Nikko AM ARK Disruptive Innovation Fund	98.7%
Cash & Cash Equivalents	1.3%

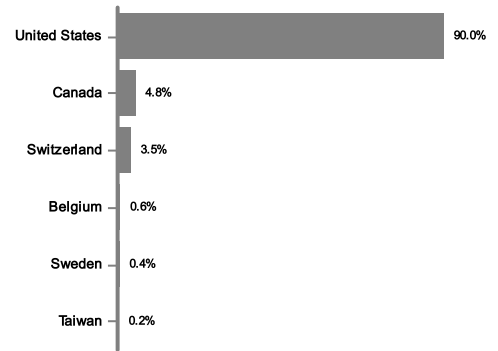
Income Distribution History

Distribution Policy: The fund will distribute income subject to the availability of income. Incidentally: AUD-Hedged, SGD-Hedged, MYR-Hedged, USD

Target Fund Sector Allocation as at 31 March 2023#



Target Fund Country Allocation as at 31 March 2023#



* The data provided above is that of the Fund and is a percentage of NAV as at 28 April 2023. All figures are subject to frequent changes on a daily basis and the percentages might not add up to 100% due to rounding.
The data provided above is that of the Fund by Nikko Asset Management Luxembourg S.A. and is a percentage of NAV of the Target Fund as at 31 March 2023 as the data is provided by Target Fund Manager after AHAM Capital publication cut-off date. Please note that asset exposure for the Target Fund is subject to frequent changes on daily basis and the percentages might not add up to 100% due to rounding.
To invest in a Class other than MYR Class and/or MYR-Hedged Class, investors are required to have a foreign currency account with any Financial Institution as all transactions relating to the particular foreign currency will ONLY be made via telegraphic transfer.
Where a distribution is declared, investors are advised that following the issue of additional Units/distribution, the NAV per Unit will be reduced from cum-distribution NAV to ex-distribution NAV.
A copy of the Information Memorandum and Product Highlights Sheet ("PHS") can be obtained at AHAM Asset Management's ("AHAM Capital") sales offices or at www.aham.com.my. Investors are advised to read and understand the contents of Information Memorandum and the corresponding PHS before investing. There are fees and charges involved when investing in the Fund. Investors are advised to consider and compare the fees and charges as well of the risks carefully before investing. Investors should make their own assessment of the risks involved in investing and should seek professional advice, where necessary. The price of units and distribution payable, if any, may go down as well as up and past performance of the fund should not be taken as indicative of its future performance. The Securities Commission Malaysia has not reviewed this marketing/promotional material and takes no responsibility for the contents of this marketing/promotional material and expressly disclaims all liability, however arising from this marketing/promotional material.