



AHAM World Series – Strategic Bond Fund

A feeder fund that seeks to provide capital appreciation over long term period by investing in global bond markets.

Fund Category
Feeder (Wholesale)

Fund Type
Growth

Target Fund Manager
Allianz Global Investors GmbH

Target Fund
Allianz Strategic Bond Fund

Benchmark
Bloomberg Barclays Global Aggregate Index (USD Hedged)

Base Currency
USD

Launch Date / IOP
February 16, 2021 / USD0.50(USD)
February 16, 2021 / MYR0.50(MYR-Hedged)
February 16, 2021 / SGD0.50(SGD-Hedged)
February 16, 2021 / AUD0.50(AUD-Hedged)

Financial Year End
July 31

Subscription
Cash

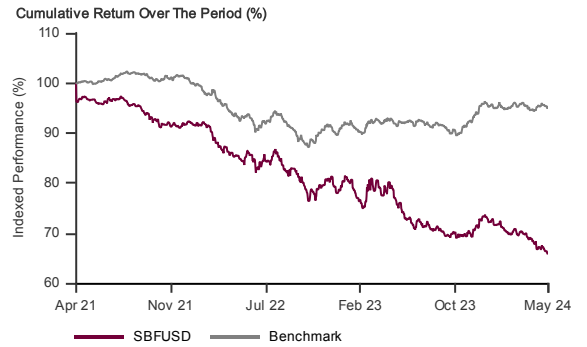
Initial Sales Charge
Max 2.00% of the NAV per Unit

Annual Management Fee
Max 1.00% per annum

Minimum Investment / Minimum Subsequent Investment
USD 10,000 / USD 5,000(USD)
MYR 30,000 / MYR 10,000(MYR-Hedged)
SGD 10,000 / SGD 5,000(SGD-Hedged)
AUD 10,000 / AUD 5,000(AUD-Hedged)

As at May 31, 2024*
Fund Size / NAV Per Unit
USD 0.0033million / USD 0.3294(USD)
MYR 0.0355million / MYR 0.3346(MYR-Hedged)
SGD 0.0032million / SGD 0.3188(SGD-Hedged)
AUD 0.0031million / AUD 0.3139(AUD-Hedged)

Performance Record as at May 31 2024*



February, 2021 to May, 2024 NAV-NAV prices and assuming reinvestment of distributions into the Fund, gross investment based in USD. The value of Units may go down as well as up. Past performance is not indicative of future performance. Source: MorningStar

Performance Table as at May 31 2024*

Total Return (%)	1 Month	1 Year	3 Year	Since Inception
Fund (USD)	-3.5	-13.0	-31.3	-34.1
Benchmark (USD)	0.9	3.2	-5.0	-4.7
Fund (MYR-Hedged)	-3.5	-15.4	-33.0	-33.1
Fund (SGD-Hedged)	-3.7	-14.7	-35.8	-36.2
Fund (AUD-Hedged)	-3.5	-14.0	-36.9	-37.2

Annualised Return (%)	1 Year	3 Year	5 Year	Since Inception
Fund (USD)	-13.0	-11.7	-	-12.3
Benchmark (USD)	3.2	-1.7	-	-1.5
Fund (MYR-Hedged)	-15.4	-12.5	-	-11.9
Fund (SGD-Hedged)	-14.7	-13.7	-	-13.2
Fund (AUD-Hedged)	-14.0	-14.2	-	-13.7

Calendar Year Return (%)	Year To Date	2023	2022	2021
Fund (USD)	-9.9	-6.2	-15.5	-
Benchmark (USD)	-0.7	7.2	-11.2	-
Fund (MYR-Hedged)	-10.8	-7.4	-16.2	-
Fund (SGD-Hedged)	-11.0	-7.9	-16.6	-
Fund (AUD-Hedged)	-10.6	-7.6	-20.5	-

Source: MorningStar

Target Fund Top Holdings as at April 30 2024#

Bonds	%
UNITED KINGDOM GILT FIX 4.375% 31.07.54	5.4
AUSTRALIAN GOVERNMENT 165 FIX 1.750% 21.11.32	3.4
AUSTRALIAN GOVERNMENT 158 FIX 1.250% 21.05.32	3.2
SWEDISH GOVERNMENT 1065 FIX 1.750% 11.11.33	2.8
MEX BONOS DESARR FIX RT M FIX 7.750% 29.05.31	2.5
ALLIANZ GLB AGG BD-WTH4UA	2.3
ALLIANZ GLO AGGREGATE-W HEUR	2.2
CANADIAN GOVERNMENT FIX 1.500% 01.05.24	2.1
SWEDISH GOVERNMENT 1061 FIX 0.750% 12.11.29	2.1
MEX BONOS DESARR FIX RT M FIX 7.750% 23.11.34	2.1

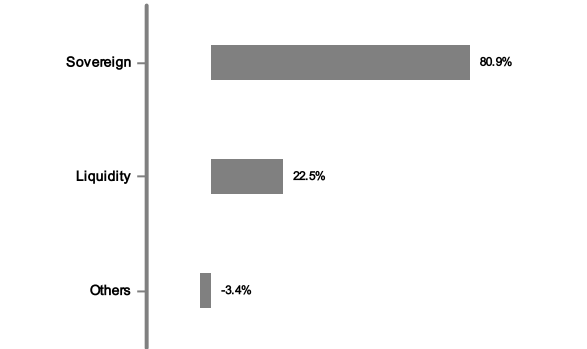
Asset Allocation as at May 31 2024*

Allianz Strategic Bond Fund	90.1%
Cash & Cash Equivalents	9.9%

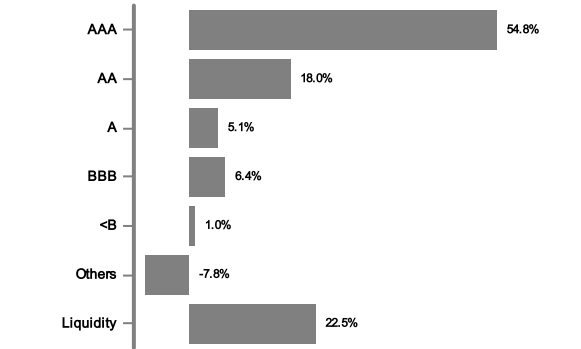
Income Distribution History

Distribution Policy: The fund will distribute income subject to the availability of income. Incidentally: USD, MYR-Hedged, SGD-Hedged, AUD-Hedged

Target Fund Sector Allocation as at April 30 2024#



Target Fund Credit Profile as at April 30 2024#



* The data provided above is that of the Fund and is a percentage of NAV as at May 31 2024. All figures are subject to frequent changes on a daily basis and the percentages might not add up to 100% due to rounding.

The data provided above is that of the Fund by Allianz Global Investors GmbH and is a percentage of NAV of the Target Fund as at April 30 2024 as the data is provided by Target Fund Manager after AHAM Capital publication cut-off date. Please note that asset exposure for the Target Fund is subject to frequent changes on daily basis and the percentages might not add up to 100% due to rounding.

To invest in a Class other than MYR Class and/or MYR-Hedged Class, investors are required to have a foreign currency account with any Financial Institution as all transactions relating to the particular foreign currency will ONLY be made via telegraphic transfer.

Where a distribution is declared, investors are advised that following the issue of additional Units/distribution, the NAV per Unit will be reduced from cum-distribution NAV to ex-distribution NAV.

A copy of the Information Memorandum and Product Highlights Sheet ("PHS") can be obtained at AHAM Asset Management's ("AHAM Capital") sales offices or at www.aham.com.my. Investors are advised to read and understand the contents of Information Memorandum and the corresponding PHS before investing. There are fees and charges involved when investing in the Fund. Investors are advised to consider and compare the fees and charges as well of the risks carefully before investing. Investors should make their own assessment of the risks involved in investing and should seek professional advice, where necessary. The price of units and distribution payable, if any, may go down as well as up and past performance of the fund should not be taken as indicative of its future performance. The Securities Commission Malaysia has not reviewed this marketing/promotional material and takes no responsibility for the contents of this marketing/promotional material and expressly disclaims all liability, however arising from this marketing/promotional material.