



AHAM World Series - Global Dividend Growth Fund

A feeder fund that seeks to achieve capital appreciation and provide regular income over medium to long term period by investing in global equities.

Fund Category
Feeder (Wholesale)

Fund Type
Income & Growth

Target Fund Manager
Baillie Gifford Investment Management (Europe) Limited

Target Fund
Baillie Gifford Worldwide Global Dividend Growth Fund

Benchmark
MSCI All Country World Index

Base Currency
USD

Launch Date / IOP

October 05, 2021 / USD0.50_(USD)
December 15, 2023 / MYR0.50_(MYR)
October 05, 2021 / MYR0.50_(MYR-Hedged)
October 05, 2021 / SGD0.50_(SGD-Hedged)
October 05, 2021 / AUD0.50_(AUD-Hedged)

Financial Year End
August 31

Subscription
Cash

Initial Sales Charge
Max 5.50% of the NAV per Unit

Annual Management Fee
Max 1.50% per annum

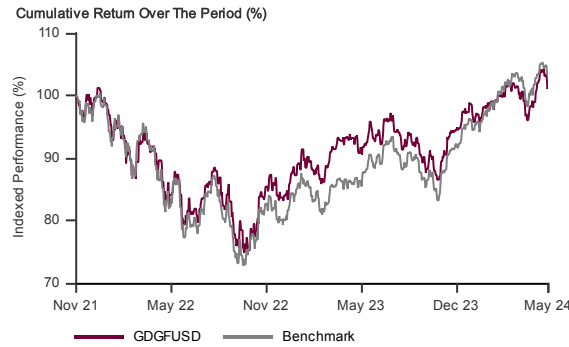
Minimum Investment / Minimum Subsequent Investment

USD5,000 / USD1,000_(USD)
MYR30,000 / MYR10,000_(MYR)
MYR5,000 / MYR1,000_(MYR-Hedged)
SGD5,000 / SGD1,000_(SGD-Hedged)
AUD5,000 / AUD1,000_(AUD-Hedged)

As at May 31, 2024*

Fund Size / NAV Per Unit
USD 1.6million / USD0.4893_(USD)
MYR0.5427million / MYR0.5239_(MYR)
MYR69.4million / MYR0.4733_(MYR-Hedged)
SGD3.0million / SGD0.4770_(SGD-Hedged)
AUD1.9million / AUD0.4747_(AUD-Hedged)

Performance Record as at May 31 2024*



October, 2021 to May, 2024 NAV-NAV prices and assuming reinvestment of distributions into the Fund, gross investment based in USD. The value of Units may go down as well as up. Past performance is not indicative of future performance.
Source: MorningStar

Performance Table as at May 31 2024*

Total Return (%)	1 Month	1 Year	3 Year	Inception
Fund (USD)	2.2	11.7	-	1.3
Benchmark (USD)	3.8	21.5	-	3.8
Fund (MYR)	0.8	0.0	-	5.0
Fund (MYR-Hedged)	2.0	8.2	-	-2.4
Fund (SGD-Hedged)	2.1	9.4	-	-1.7
Fund (AUD-Hedged)	2.1	9.4	-	-2.2

Annualised Return (%)	1 Year	3 Year	5 Year	Inception
Fund (USD)	11.7	-	-	0.5
Benchmark (USD)	21.5	-	-	1.5
Fund (MYR)	-	-	-	-
Fund (MYR-Hedged)	8.2	-	-	-1.0
Fund (SGD-Hedged)	9.4	-	-	-0.7
Fund (AUD-Hedged)	9.4	-	-	-0.9

Calendar Year Return (%)	Year To Date	2023	2022	2021
Fund (USD)	2.8	17.5	-17.0	-
Benchmark (USD)	8.1	20.1	-19.8	-
Fund (MYR)	0.0	-	-	-
Fund (MYR-Hedged)	1.7	14.1	-17.5	-
Fund (SGD-Hedged)	1.9	15.4	-17.9	-
Fund (AUD-Hedged)	2.1	14.6	-19.2	-

Source: MorningStar

Target Fund Top Holdings as at April 30 2024#

Equities	%
Watsco	4.3
Novo Nordisk	4.3
Microsoft	4.2
TSMC	3.8
Fastenal	3.7
Procter & Gamble	3.2
Atlas Copco	3.0
Partners	2.9
Schneider Electric	2.8
PepsiCo	2.7

Asset Allocation as at May 31 2024*

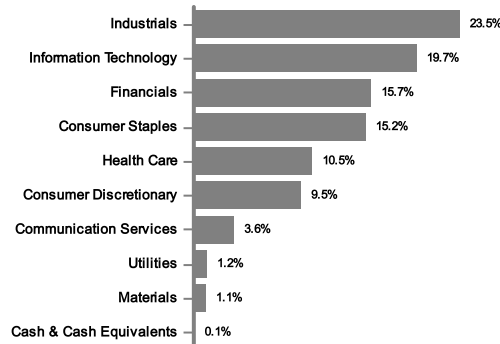
Baillie Gifford Worldwide Global Dividend Growth Fund	98.4%
Cash & Cash Equivalents	1.6%

Income Distribution History

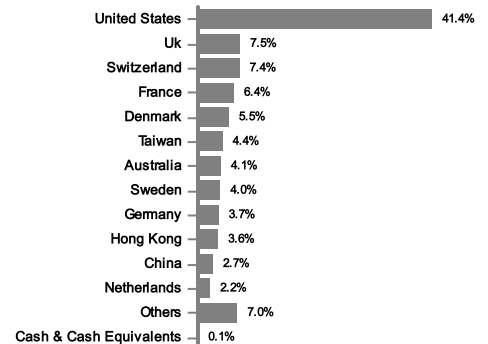
	Gross Distribution/Yields				
	USD Class cents/(%)	MYR Class sen/(%)	MYR-Hedged Class sen/(%)	SGD-Hedged Class cents/(%)	AUD-Hedged Class cents/(%)
2022	0.67 / 1.7	-	0.64 / 1.6	0.63 / 1.6	0.66 / 1.7
2023	0.60 / 1.4	-	0.58 / 1.3	0.56 / 1.3	0.52 / 1.2
2024	0.23 / 0.5	0.09 / 0.2	0.07 / 0.2	0.08 / 0.2	0.08 / 0.2

Distribution Policy: The fund will distribute income subject to the availability of income. Quarterly: MYR, USD, MYR-Hedged, SGD-Hedged, AUD-Hedged

Target Fund Sector Allocation as at April 30 2024#



Target Fund Country Allocation as at April 30 2024#



* The data provided above is that of the Fund and is a percentage of NAV as at May 31 2024. All figures are subject to frequent changes on a daily basis and the percentages might not add up to 100% due to rounding.

The data provided above is that of the Fund by Baillie Gifford Investment Management (Europe) Limited and is a percentage of NAV of the Target Fund as at April 30 2024 as the data is provided by Target Fund Manager after AHAM Capital publication cut-off date. Please note that asset exposure for the Target Fund is subject to frequent changes on daily basis and the percentages might not add up to 100% due to rounding.

To invest in a Class other than MYR Class and/or MYR-Hedged Class, investors are required to have a foreign currency account with any Financial Institution as all transactions relating to the particular foreign currency will ONLY be made via telegraphic transfer.

Where a distribution is declared, investors are advised that following the issue of additional Units/distribution, the NAV per Unit will be reduced from cum-distribution NAV to ex-distribution NAV.

A copy of the Information Memorandum and Product Highlights Sheet ("PHS") can be obtained at AHAM Asset Management's ("AHAM Capital") sales offices or at www.aham.com.my. Investors are advised to read and understand the contents of Information Memorandum and the corresponding PHS before investing. There are fees and charges involved when investing in the Fund. Investors are advised to consider and compare the fees and charges as well of the risks carefully before investing. Investors should make their own assessment of the risks involved in investing and should seek professional advice, where necessary. The price of units and distribution payable, if any, may go down as well as up and past marketing/promotional material and expressly disclaims all liability, however arising from this marketing/promotional material.