

# Affin Hwang Flexi Fund III

A Fund that seeks to provide Unit Holders with long-term capital appreciation.

**Fund Category**  
Mixed Asset (wholesale)

**Fund Type**  
Growth

**Benchmark**  
Absolute return of 7% per annum

**Base Currency**  
MYR

**Launch Date / IOP**  
27 March, 2015 / MYR0.50(MYR)

**Financial Year End**  
31 December

**Subscription**  
Cash

**Initial Sales Charge**  
Max 2.00% of the NAV per Unit

**Annual Management Fee**  
Max 1.50% per annum

**Repurchase Charge**  
N/A

**Performance Fee**  
20.00% of the increase in the NAV per unit over and above the hurdle value

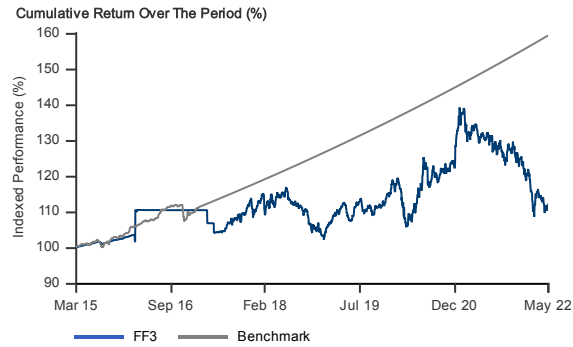
**Minimum Investment / Minimum Subsequent Investment**  
MYR100,000 / MYR50,000(MYR)

**As at 31 May, 2022\***  
**Fund Size / NAV Per Unit**  
MYR16.4million / MYR0.5392(MYR)

**Fixed Income Yield**  
N/A

**Fixed Income Duration**  
N/A

## Performance Record as at 31 May 2022\*

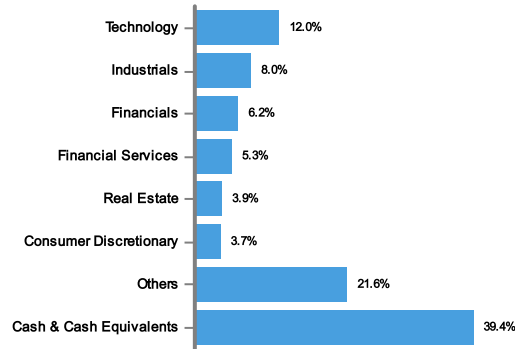


March, 2015 to May, 2022 NAV-NAV prices and assuming reinvestment of distributions into the Fund, gross investment based in MYR. The value of Units may go down as well as up. Past performance is not indicative of future performance.  
Source: MorningStar

## Top Holdings as at 31 May 2022\*

Bonds			
Issuer	Coupon	Maturity Date	%
Yinson Juniper Ltd	7.85%	05.10.49	5.4
Far East Horizon Ltd	4.35%	14.06.49	5.3
Eco World Capital Services Bhd	6.50%	12.08.22	2.8
Powerlong Real Estate	5.95%	30.04.25	1.2
Equities			
			%
Nikko Asset Mgmt			14.5
Baillie Gifford			7.1
Tencent Holdings Ltd			4.9
Apple Inc.			4.0
Mapletree North Asia Com Trust			3.6

## Sector Allocation as at 31 May 2022\*



## Performance Table as at 31 May 2022\*

Total Return (%)	1 Month	1 Year	3 Year	Since Inception
Fund (MYR)	-1.5	-14.8	4.4	12.1
Benchmark (MYR)	0.6	7.0	22.5	59.3
Annualised Return (%)				
	1 Year	3 Year	5 Year	Since Inception
Fund (MYR)	-14.8	1.4	1.5	1.6
Benchmark (MYR)	7.0	7.0	7.0	6.7
Calendar Year Return (%)				
	Year To Date	2021	2020	2019
Fund (MYR)	-10.4	1.3	8.3	10.4
Benchmark (MYR)	2.8	7.0	7.0	7.0

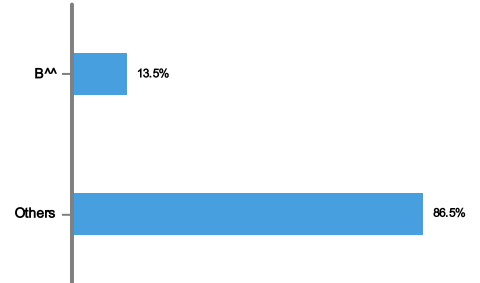
Source: MorningStar

## Income Distribution History

	Gross Distribution (Sen)	Yield (%)
2015	0.91	1.8
2016	1.06	2.1

Distribution Policy: The fund will distribute income subject to the availability of income. Annually: MYR

## Credit Profile as at 31 May 2022\*



The Credit Profile above are a percentage of the Fund's fixed income portion only. \*\*Source of foreign bonds rating: Bloomberg

\* The data provided above is that of the Fund and is a percentage of NAV as at 31 May 2022. All figures are subject to frequent changes on a daily basis and the percentages might not add up to 100% due to rounding.

To invest in a Class other than MYR Class and/or MYR-Hedged Class, investors are required to have a foreign currency account with any Financial Institution as all transactions relating to the particular foreign currency will ONLY be made via telegraphic transfer.

Where a distribution is declared, investors are advised that following the issue of additional Units/distribution, the NAV per Unit will be reduced from cum-distribution NAV to ex-distribution NAV.

A copy of the Information Memorandum and Product Highlights Sheet (PHS) can be obtained at Affin Hwang Asset Management's ("Affin Hwang AM") sales offices or at [www.affinhwang.com](http://www.affinhwang.com). Investors are advised to read and understand the contents of Information Memorandum and the corresponding PHS before investing. There are fees and charges involved when investing in the Fund. Investors are advised to consider and compare the fees and charges as well of the risks carefully before investing. Investors should make their own assessment of the risks involved in investing and should seek professional advice, where necessary. The price of units and distribution payable, if any, may go down as well as up and past performance of the fund should not be taken as indicative of its future performance. The Securities Commission Malaysia has not reviewed this marketing/promotional material and takes no responsibility for the contents of this marketing/promotional material and expressly disclaims all liability, however arising from this marketing/promotional material.