



# Affin Hwang Aiman Money Market Fund

The Fund aims to provide short-term liquidity and income, whilst maintaining capital stability in diversify portfolio of Islamic Money Market Instruments.

**Fund Category**  
Islamic Money Market

**Fund Type**  
Income

**Benchmark**  
1-month GIA quoted by Maybank

**Base Currency**  
MYR

**Launch Date / IOP**  
13 November, 2008 / MYR0.50<sub>(MYR)</sub>

**Financial Year End**  
31 August

**Subscription**  
Cash / EPF

**Initial Sales Charge**  
N/A

**EPF Sales Charge**  
Max 3.00% of the NAV per Unit

**Annual Management Fee**  
Max 0.50% per annum

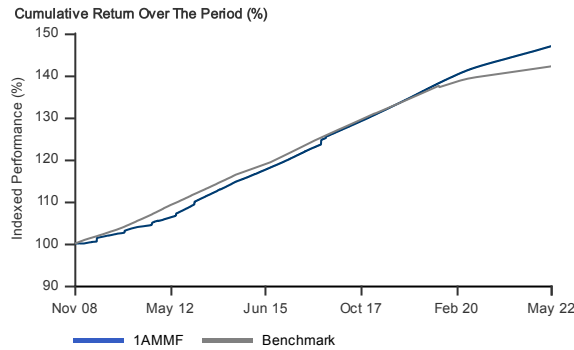
**Minimum Investment / Minimum Subsequent Investment**  
MYR5,000 / MYR1,000<sub>(MYR)</sub>

**As at 31 May, 2022\***  
**Fund Size / NAV Per Unit**  
MYR13487.5million / MYR0.5418<sub>(MYR)</sub>

**Portfolio Yield**  
2.2%

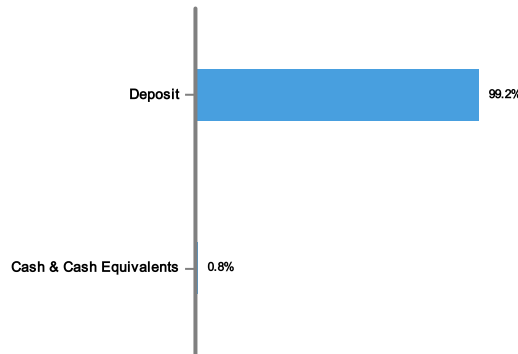
**Portfolio Duration**  
83 days

## Performance Record as at 31 May 2022\*

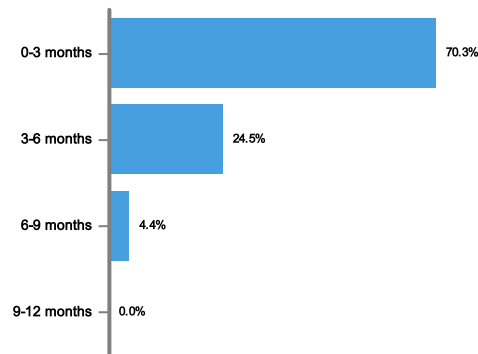


November, 2008 to May, 2022 NAV-NAV prices and assuming reinvestment of distributions into the Fund, gross investment based in MYR. The value of Units may go down as well as up. Past performance is not indicative of future performance. Source: MorningStar

## Asset Allocation as at 31 May 2022\*



## Maturity Profile as at 31 May 2022\*



## Performance Table as at 31 May 2022\*

	1 Month	1 Year	3 Year	Inception	Since
<b>Total Return (%)</b>					
Fund (MYR)	0.2	1.9	7.3	47.0	
Benchmark (MYR)	0.1	1.0	4.2	42.2	
<b>Annualised Return (%)</b>					
Fund (MYR)	1.9	2.4	2.9	2.9	
Benchmark (MYR)	1.0	1.4	2.1	2.6	
<b>Calendar Year Return (%)</b>	Year To Date	2021	2020	2019	
Fund (MYR)	0.8	1.8	2.5	3.5	
Benchmark (MYR)	0.4	1.0	1.4	2.6	

Source: MorningStar

## Income Distribution History

	Gross Distribution (Sen)	Yield (%)
2015	2.07	4.2
2016	0.76	1.5
2017	1.12	2.2
2018	1.56	3.0
2019	1.17	2.2
2020	1.38	2.6
2021	0.72	1.4
2022	0.05	0.1

Distribution Policy: The fund will distribute income subject to the availability of income.  
Monthly: MYR

\* The data provided above is that of the Fund and is a percentage of NAV as at 31 May 2022. All figures are subject to frequent changes on a daily basis and the percentages might not add up to 100% due to rounding.

To invest in a Class other than MYR Class and/or MYR-Hedged Class, investors are required to have a foreign currency account with any Financial Institution as all transactions relating to the particular foreign currency will ONLY be made via telegraphic transfer.

The Morningstar Rating is an assessment of a Fund's past performance-based on both return and risk-which shows how similar investments compare with their competitors. A high rating alone is insufficient basis for an investment decision. Where a distribution is declared, investors are advised that following the issue of additional Units/distribution, the NAV per Unit will be reduced from cum-distribution NAV to ex-distribution NAV.

Based on the Fund's portfolio returns as at 30 April 2022, the Volatility Factor (VF) for this Fund is 0.2 for MYR Class (Very Low) (source: Lipper). Very Low includes Funds with VF that are not more than 4.19. Low includes Funds with VF that are above 4.19 but not more than 10.41. Moderate includes Funds with VF that are above 10.41 but not more than 13.645. High includes Funds with VF that are above 13.645 but not more than 16.73. Very High includes Funds with VF that are above 16.73. The VF means there is a possibility for the Fund in generating an upside return or downside return around this VF. The Volatility Class (VC) is assigned by Lipper based on quintile ranks of VF for qualified funds. The Fund's portfolio may have changed since this date and there is no guaranteed that the Fund will continue to have the same VF or VC in the future. Presently, only funds launched in the market for at least 36 months will display the VF and its VC.

A copy of the Prospectus and Product Highlights Sheet ("PHS") can be obtained at Affin Hwang Asset Management's ("Affin Hwang AM") sales offices or at www.affinhwang.com. Investors are advised to read and understand the contents of Prospectus and the corresponding PHS before investing. There are fees and charges involved when investing in the Fund. Investors are advised to consider and compare the fees and charges as well of the risks carefully before investing. Investors should make their own assessment of the risks involved in investing and should seek professional advice, where necessary. The price of units and distribution payable, if any, may go down as well as up and past performance of the fund should not be taken as indicative of its future performance. The Securities Commission Malaysia has not reviewed this marketing/promotional material and takes no responsibility for the contents of this marketing/promotional material and expressly disclaims all liability, however arising from this marketing/promotional material.