

# Affin Hwang Aiiman Global Sukuk Fund

A fund that aims at providing a regular income stream through a portfolio of global Shariah-compliant Sukuk opportunities.

USD Class

MYR Class

**Fund Category**  
Fixed Income

**Fund Type**  
Income

**Benchmark**  
Dow Jones Sukuk Index

**Base Currency**  
USD

**Launch Date / IOP**  
14 December 2015/ USD0.50  
14 December 2015/ MYR0.50  
14 December 2017/ MYR0.50 (MYR Hedged)

**Maturity Date**  
N/A

**Financial Year End**  
31 May

**Initial Sales Charge**  
Max 2.0% of the NAV per Unit

**Subscription**  
Cash

**Annual Management Fee**  
Up to 1.2% per annum

**Minimum Investment / Minimum Subsequent Investment<sup>2</sup>**  
USD5,000 / USD1,000  
MYR1,000 / MYR500  
MYR1,000 / MYR500 (MYR Hedged)

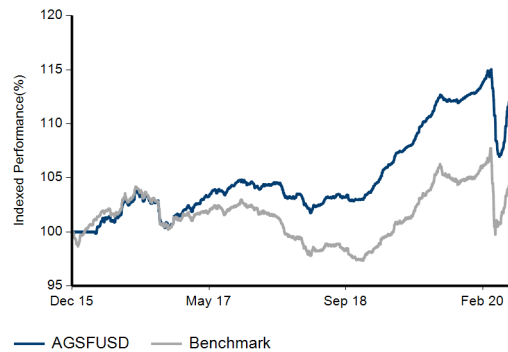
**As at 29 May 2020\***  
**Fund Size / NAV Per Unit**  
USD1.7million / USD0.5435  
MYR3.6million / MYR0.5510  
MYR31.8million / MYR0.5510 (MYR Hedged)

**Fixed Income Yield**  
3.5%

**Fixed Income Duration**  
4.6 years

## Performance Record as at 29 May 2020\*

### Cumulative Return Over The Period (%)



December, 2015 to May, 2020 NAV-NAV prices and assuming reinvestment of distributions into the Fund, gross investment based in RM. The value of Units may go down as well as up. Past performance is not indicative of future performance.  
Source: Lipper

## Performance Table as at 29 May 2020\*

Total Return (%)	1 Month	1 Year	3 Year	Inception
Fund (USD)	3.2	4.5	9.1	13.3
Benchmark	2.3	3.5	3.1	5.5
Fund (MYR)	4.3	8.8	9.5	13.6
Fund (MYR Hedged)	3.4	3.3	-	10.3

Source: Lipper

Annualised Return (%)	1 Year	3 Year	5 Year	Inception
Fund (USD)	4.5	2.9	-	2.9
Benchmark	3.5	1.0	-	1.2
Fund (MYR)	8.8	3.1	-	2.9
Fund (MYR Hedged)	3.3	-	-	4.1

Source: Lipper

Calendar Year Return (%)	Year To Date	2019	2018	2017
Fund (USD)	0.4	8.5	-0.4	3.7
Benchmark	0.6	6.9	-3.4	0.9
Fund (MYR)	7.0	7.3	1.8	-8.4
Fund (MYR Hedged)	0.6	8.6	1.7	-0.7

Source: Lipper

## Top Holdings as at 29 May 2020\*

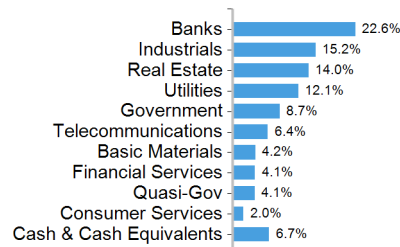
Sukuk Issuer	Coupon	Maturity	%
Equate Sukuk Spc Ltd	3.94%	21.02.24	4.2%
EMG Sukuk Ltd	4.56%	18.06.24	4.2%
TNB Global Ventures CapitalBhd	4.85%	01.11.28	3.0%
MMC Corp Berhad	5.64%	27.04.27	2.5%
WCT Holdings Bhd	5.65%	20.04.26	2.5%
WCT Holdings Bhd	5.80%	27.09.49	2.3%
Saudi Electricity Global Sukuk	4.72%	27.09.28	2.3%
Perusahaan Penerbit SBSN	4.40%	01.03.28	2.2%
Tabreed Sukuk Spc Ltd	5.50%	31.10.25	2.2%
Axiata SPV2 Bhd	4.36%	24.03.26	2.2%

## Income Distribution History

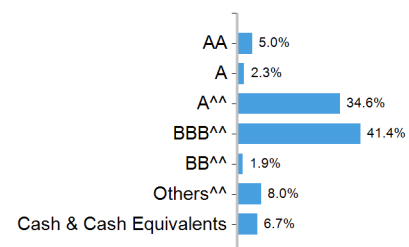
	Gross Distribution/Yields		
	USD Class	MYR Class	MYR Hedged-Class
	cents / (%)	sen / (%)	sen (%)
2016	0.25 / 0.5	-	-
2019	2.00 / 3.7	1.00 / 1.9	-

<sup>1</sup> Distribution Policy : Distribution of income, if any, would be on annually basis after the end of the first financial year.

## Sector Allocation as at 29 May 2020\*



## Credit Profile as at 29 May 2020\*



\* The data provided above is that of the Fund and is a percentage of NAV as at 29 May 2020. All figures are subject to frequent changes on a daily basis. The total for Sector Allocation and Credit Profile might not add up to 100% due to rounding.

<sup>1</sup> Where a distribution is declared, investors are advised that following the issue of additional Units/distribution, the NAV per Unit will be reduced from cum-distribution NAV to ex-distribution NAV.

<sup>2</sup> To invest in a Class other than MYR Class or MYR-Hedged Class, investors are required to have a foreign currency account with any Financial Institutions as all transactions relating to the particular foreign currency will ONLY be made via bank transfers.

Based on the Fund's portfolio returns as at 30 April 2020, the Volatility Factor (VF) for this Fund is 4.3 for USD Class (Low) and 5.6 for the MYR Class (Low) (source: Lipper). Very Low includes Funds with VF that are not more than 3.245. Low includes Funds with VF that are above 3.245 but not more than 8.935. Moderate includes Funds with VF that are above 8.935 but not more than 12.175. High includes Funds with VF that are above 12.175 but not more than 14.86. Very High includes Funds with VF that are above 14.86.

The VF means there is a possibility for the Fund in generating an upside return or downside return around this VF. The Volatility Class (VC) is assigned by Lipper based on quintile ranks of VF for qualified funds. The Fund's portfolio may have changed since this date and there is no guarantee that the Fund will continue to have the same VF or VC in the future. Presently, only funds launched in the market for at least 36 months will display the VF and its VC.

A copy of the Prospectus and Product Highlights Sheet ("PHS") can be obtained at Affin Hwang Asset Managements ("Affin Hwang AM") sales offices or at [www.affinhwang.com](http://www.affinhwang.com). Investors are advised to read and understand the contents of Prospectus and the corresponding PHS before investing. There are fees and charges involved when investing in the Fund. Investors are advised to consider and compare the fees and charges as well of the risks carefully before investing. Investors should make their own assessment of the risks involved in investing and should seek professional advice, where necessary. The price of units and distribution payable, if any, may go down as well as up and past performance of the fund should not be taken as indicative of its future performance. The Securities Commission Malaysia has not reviewed this marketing/promotional material and takes no responsibility for the contents of this marketing/promotional material and expressly disclaims all liability, however arising from this marketing/promotional material.