

AHAM Wholesale Corporate Bond Fund

A Fund that aims at providing investors with steady income over the medium to long-term investment horizon.



Fund Category
Fixed Income (Wholesale)

Fund Type
Income

Benchmark
RAM Quantshop MGS 1-5 Years Index + 80 Basis points

Base Currency
MYR

Launch Date / IOP
June 06, 2017 / MYR1.00(MYR)

Financial Year End
December 31

Subscription
Cash

Initial Sales Charge
N/A

Annual Management Fee
Max 1.00% per annum

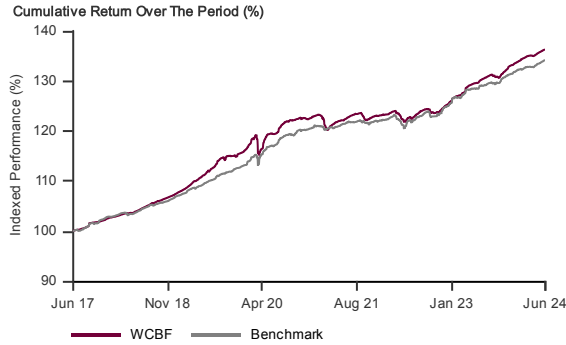
**Minimum Investment /
Minimum Subsequent Investment**
MYR1,000,000 / MYR500,000(MYR)

As at June 28, 2024*
Fund Size / NAV Per Unit
MYR270.8million / MYR1.0537(MYR)

Fixed Income Yield
3.9%

Fixed Income Duration
3.7 years

Performance Record as at June 28 2024*



June, 2017 to June, 2024 NAV-NAV prices and assuming reinvestment of distributions into the Fund, gross investment based in MYR. The value of Units may go down as well as up. Past performance is not indicative of future performance.
Source: MorningStar

Performance Table as at June 28 2024*

Total Return (%)	1 Month	1 Year	3 Year	Since Inception
Fund (MYR)	0.4	5.2	11.4	36.3
Benchmark (MYR)	0.5	4.4	10.4	34.2

Annualised Return (%)	1 Year	3 Year	5 Year	Since Inception
Fund (MYR)	5.2	3.7	4.0	4.5
Benchmark (MYR)	4.4	3.4	4.1	4.3

Calendar Year Return (%)	Year To Date	2023	2022	2021
Fund (MYR)	2.4	6.2	1.9	0.4
Benchmark (MYR)	2.1	5.1	2.4	1.3

Source: MorningStar

Top Holdings as at June 28 2024*

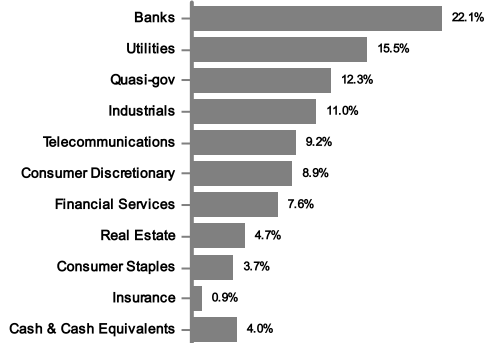
Bonds	Issuer	Coupon	Maturity Date	%
	Danga Capital Berhad	5.02%	21.09.33	4.0
	YTL Power International Bhd	5.05%	03.05.27	3.8
	Danga Capital Berhad	4.60%	23.02.26	3.7
	Public Bank Bhd	4.60%	09.04.25	3.7
	Bumitama Agri Ltd	4.20%	22.07.26	3.7
	Digi Telecommunications SdnBhd	3.50%	18.09.26	3.7
	Sarawak Energy Berhad	3.30%	14.06.30	3.6
	YTL Power International Bhd	4.99%	24.08.28	1.9
	Malayan Cement Berhad	4.99%	12.10.28	1.9
	GENM Capital Bhd	5.35%	03.05.30	1.9

Income Distribution History

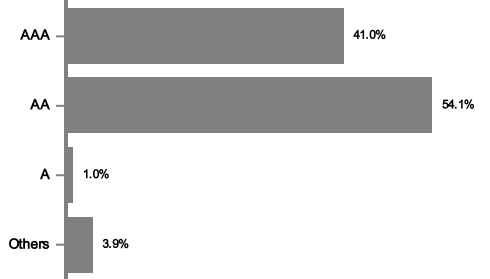
	Net Distribution (Sen)	Yield (%)
2017	0.87	0.9
2018	4.12	4.1
2019	3.80	3.7
2020	4.81	4.6
2021	3.38	3.3
2022	3.46	3.4
2023	4.56	4.5
2024	1.90	1.8

Distribution Policy: The fund will distribute income subject to the availability of income. Monthly: MYR

Sector Allocation as at June 28 2024*

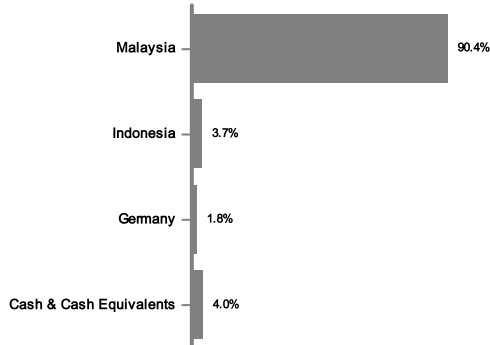


Credit Profile as at June 28 2024*



The Credit Profile above are a percentage of the Fund's fixed income portion only.

Country Allocation as at June 28 2024*



* The data provided above is that of the Fund and is a percentage of NAV as at June 28 2024. All figures are subject to frequent changes on a daily basis and the percentages might not add up to 100% due to rounding.

To invest in a Class other than MYR Class and/or MYR-Hedged Class, investors are required to have a foreign currency account with any Financial Institution as all transactions relating to the particular foreign currency will ONLY be made via telegraphic transfer.

Where a distribution is declared, investors are advised that following the issue of additional Units/distribution, the NAV per Unit will be reduced from cum-distribution NAV to ex-distribution NAV.

A copy of the Information Memorandum and Product Highlights Sheet ("PHS") can be obtained at AHAM Asset Management's ("AHAM Capital") sales offices or at www.aham.com.my. Investors are advised to read and understand the contents of Information Memorandum and the corresponding PHS before investing. There are fees and charges involved when investing in the Fund. Investors are advised to consider and compare the fees and charges as well of the risks carefully before investing. Investors should make their own assessment of the risks involved in investing and should seek professional advice, where necessary. The price of units and distribution payable, if any, may go down as well as up and past performance of the fund should not be taken as indicative of its future performance. The Securities Commission Malaysia has not reviewed this marketing/promotional material and takes no responsibility for the contents of this marketing/promotional material and expressly disclaims all liability, however arising from this marketing/promotional material.