



# AHAM ESG SGD Bond Fund

(formerly known as Affin Hwang SGD Bond Fund)

A fund that aims to provide regular income by investing in SGD denominated bonds.

**Fund Category**  
Bond

**Fund Type**  
Income

**Benchmark**  
12-Month Singapore Commercial Banks Weighted Average FD Rate

**Base Currency**  
SGD

**Launch Date / IOP**  
February 23, 2021 / SGD0.50<sub>(SGD)</sub>  
February 23, 2021 / MYR0.50<sub>(MYR)</sub>

**Financial Year End**  
September 30

**Subscription**  
Cash

**Initial Sales Charge**  
Max 2.00% of the NAV per Unit

**Annual Management Fee**  
Max 1.00% per annum

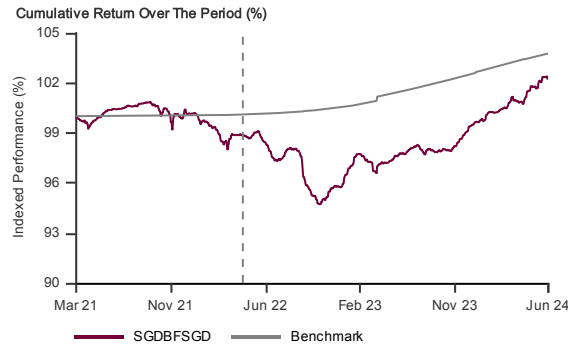
**Minimum Investment / Minimum Subsequent Investment**  
SGD1,000 / SGD100<sub>(SGD)</sub>  
MYR1,000 / MYR100<sub>(MYR)</sub>

**As at June 28, 2024\***  
**Fund Size / NAV Per Unit**  
SGD14.7million / SGD0.5063<sub>(SGD)</sub>  
MYR24.6million / MYR0.5742<sub>(MYR)</sub>

**Fixed Income Yield**  
4.7%

**Fixed Income Duration**  
4.6 years

### Performance Record as at June 28 2024\*

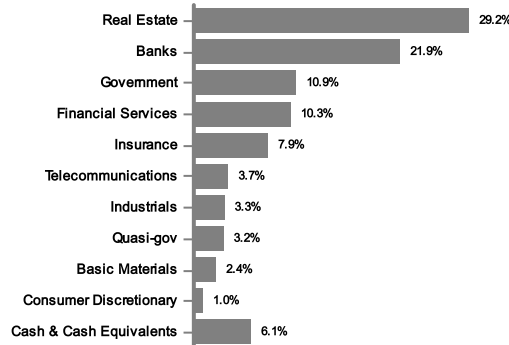


February, 2021 to June, 2024 NAV-NAV prices and assuming reinvestment of distributions into the Fund, gross investment based in SGD. The value of Units may go down as well as up. Past performance is not indicative of future performance. As at 23-Feb-21 the Benchmark was replaced by Singapore Dollar Banks Saving Deposits Rate. As at 01-Apr-22 the Benchmark was replaced by 12-Month Singapore Commercial Banks Weighted Average FD Rate. Source: MorningStar

### Top Holdings as at June 28 2024\*

Bonds	Issuer	Coupon	Maturity Date	%
	Freeport Indonesia PT	6.20%	14.04.52	2.4
	DBS Group Holdings Ltd	3.30%	27.02.49	2.4
	Commerzbank AG	6.50%	24.04.34	2.4
	AlA Group Ltd	5.10%	12.03.49	2.4
	CMT MTN Pte Ltd	3.94%	19.06.30	2.3
	Singapore Government Bond	3.38%	01.05.34	2.3
	Singapore Government Bond	3.38%	01.09.33	2.3
	UBS Group AG	5.60%	21.12.49	2.3
	HSBC Holdings PLC	5.25%	14.06.49	2.3
	Mapletree Treasury Services	3.69%	24.06.36	2.3

### Sector Allocation as at June 28 2024\*



### Performance Table as at June 28 2024\*

Total Return (%)	1 Month	1 Year	3 Year	Since Inception
Fund (SGD)	0.6	4.7	1.9	2.3
Benchmark (SGD)	0.2	2.2	3.7	3.8
Fund (MYR)	0.6	5.9	14.8	16.3

Annualised Return (%)	1 Year	3 Year	5 Year	Since Inception
Fund (SGD)	4.7	0.6	-	0.7
Benchmark (SGD)	2.2	1.2	-	1.1
Fund (MYR)	5.9	4.7	-	4.7

Calendar Year Return (%)	Year To Date	2023	2022	2021
Fund (SGD)	2.7	4.1	-4.4	-
Benchmark (SGD)	1.1	2.0	0.5	-
Fund (MYR)	2.8	10.3	1.6	-

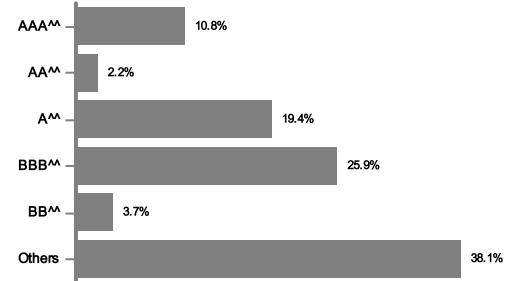
Source: MorningStar

### Income Distribution History

	SGD Class cents/(%)	MYR Class sen/(%)
2023	0.51 / 1.0	0.72 / 1.3

Distribution Policy: The fund will distribute income subject to the availability of income. Annually: SGD, MYR

### Credit Profile as at June 28 2024\*



The Credit Profile above are a percentage of the Fund's fixed income portion only. ^A Source of foreign bonds rating: Bloomberg

\* The data provided above is that of the Fund and is a percentage of NAV as at June 28 2024. All figures are subject to frequent changes on a daily basis and the percentages might not add up to 100% due to rounding. To invest in a Class other than MYR Class and/or MYR-Hedged Class, investors are required to have a foreign currency account with any Financial Institution as all transactions relating to the particular foreign currency will ONLY be made via telegraphic transfer.

Where a distribution is declared, investors are advised that following the issue of additional Units/distribution, the NAV per Unit will be reduced from cum-distribution NAV to ex-distribution NAV.

A copy of the Prospectus and Product Highlights Sheet ("PHS") can be obtained at AHAM Asset Management's ("AHAM Capital") sales offices or at www.aham.com.my. Investors are advised to read and understand the contents of Prospectus and the corresponding PHS before investing. There are fees and charges involved when investing in the Fund. Investors are advised to consider and compare the fees and charges as well of the risks carefully before investing. Investors should make their own assessment of the risks involved in investing and should seek professional advice, where necessary. The price of units and distribution payable, if any, may go down as well as up and past performance of the fund should not be taken as indicative of its future performance. The Securities Commission Malaysia has not reviewed this marketing/promotional material and takes no responsibility for the contents of this marketing/promotional material and expressly disclaims all liability, however arising from this marketing/promotional material.