

AHAM Select Asia Pacific (ex Japan) Balanced Fund

A balanced fund that seeks to provide growth and income opportunities through a diversified portfolio containing a mixture of equities and fixed income instruments within the Asia Pacific (ex Japan) region.



Fund Category
Balanced

Fund Type
Growth & Income

Benchmark
50% MSCI AC Asia Pacific ex Japan Index + 50% RAM Quantshop MGS All Index

Base Currency
MYR

Launch Date / IOP
December 08, 2014 / MYR0.50(MYR)
September 26, 2018 / USD0.50(USD-Hedged)
September 26, 2018 / AUD0.50(AUD-Hedged)
September 26, 2018 / EUR0.50(EUR-Hedged)
September 26, 2018 / RMB0.50(RMB-Hedged)

Financial Year End
April 30

Subscription
Cash

Initial Sales Charge
Max 5.50% of the NAV per Unit

Annual Management Fee
Max 1.85% per annum

Repurchase Charge
N/A

Performance Fee
N/A

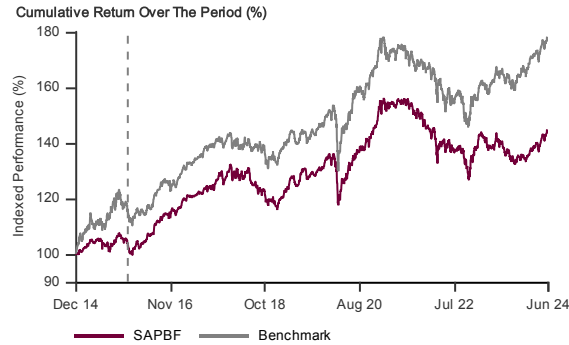
Minimum Investment / Minimum Subsequent Investment
MYR1,000 / MYR100(MYR)
USD1,000 / USD100(USD-Hedged)
AUD1,000 / AUD100(AUD-Hedged)
EUR1,000 / EUR100(EUR-Hedged)
RMB1,000 / RMB100(RMB-Hedged)

As at June 28, 2024*
Fund Size / NAV Per Unit
MYR87.7million / MYR0.6003(MYR)
USD0.0174million / USD0.5267(USD-Hedged)
AUD0.0243million / AUD0.4861(AUD-Hedged)
EUR0.0005million / EUR0.5139(EUR-Hedged)
RMB0.9827million / RMB0.5277(RMB-Hedged)

Fixed Income Yield
5.4%

Fixed Income Duration
4.1 years

Performance Record as at June 28 2024*



December, 2014 to June, 2024 NAV-NAV prices and assuming reinvestment of distributions into the Fund, gross investment based in MYR. The value of Units may go down as well as up. Past performance is not indicative of future performance. As at 08-Dec-15 the Benchmark was replaced by 50% MSCI AC Asia Pacific ex Japan Index + 50% RAM Quantshop MGS All Index. Source: MorningStar

Performance Table as at June 28 2024*

Total Return (%)	1 Month	1 Year	3 Year	Inception
Fund (MYR)	2.6	3.0	-6.8	44.5
Benchmark (MYR)	2.1	7.8	1.4	77.4
Fund (USD-Hedged)	2.8	5.7	-9.1	16.7
Fund (AUD-Hedged)	2.7	4.0	-15.8	3.4
Fund (EUR-Hedged)	3.7	3.3	-8.8	13.4
Fund (RMB-Hedged)	2.6	2.4	-6.7	14.5

Annualised Return (%)	1 Year	3 Year	5 Year	Inception
Fund (MYR)	3.0	-2.3	2.2	3.9
Benchmark (MYR)	7.8	0.5	4.3	6.2
Fund (USD-Hedged)	5.7	-3.1	2.1	2.7
Fund (AUD-Hedged)	4.0	-5.6	-1.0	0.6
Fund (EUR-Hedged)	3.3	-3.0	0.9	2.2
Fund (RMB-Hedged)	2.4	-2.3	1.7	2.4

Calendar Year Return (%)	Year To Date	2023	2022	2021
Fund (MYR)	6.6	-1.9	-5.1	-1.5
Benchmark (MYR)	5.9	7.9	-6.9	-1.4
Fund (USD-Hedged)	7.9	-0.2	-9.5	-3.4
Fund (AUD-Hedged)	7.0	-1.5	-14.3	-3.7
Fund (EUR-Hedged)	7.1	-9.3	-4.4	3.2
Fund (RMB-Hedged)	6.2	-2.6	-4.4	-1.3

Source: MorningStar

Top Holdings as at June 28 2024*

Bonds Issuer	Coupon	Maturity Date	%
Malayan Cement Berhad	5.25%	13.01.26	4.6
WCT Holdings Bhd	5.80%	27.09.49	3.4
TG Excellence Bhd	3.95%	27.02.49	3.4
YTL Power International Bhd	4.30%	24.08.29	2.3
IJM Land Berhad	5.65%	19.03.49	2.3

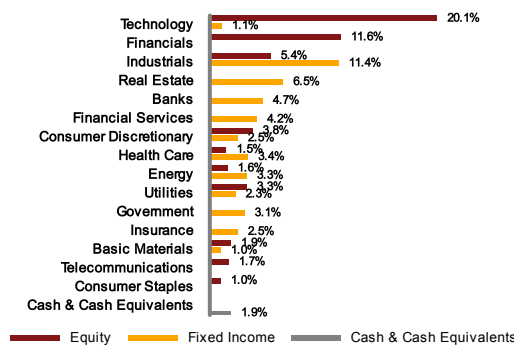
Equities	%
Taiwan Semiconductor Manufac	5.4
Tencent Holdings Ltd	3.4
Samsung Electronics Co Ltd	3.2
Tenaga Nasional Bhd	2.3
Quanta Computer Inc	1.8

Income Distribution History

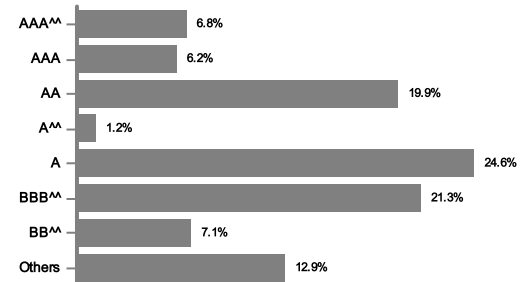
	MYR Class sen/(%)	USD-Hedged Class cents/(%)	AUD-Hedged Class cents/(%)	EUR-Hedged Class cents/(%)	RMB-Hedged Class cents/(%)
2016	2.00 / 3.6	-	-	-	-
2017	1.50 / 2.6	-	-	-	-
2018	0.50 / 0.8	-	-	-	-
2019	0.30 / 0.5	-	-	-	-
2020	1.00 / 1.5	-	-	-	-
2021	1.00 / 1.5	1.00 / 1.7	-	1.00 / 1.7	1.00 / 1.7
2022	1.25 / 2.1	1.25 / 2.4	-	1.25 / 2.2	1.25 / 2.4
2023	2.40 / 4.1	2.10 / 4.2	1.95 / 4.2	2.00 / 4.1	2.10 / 4.2
2024	1.25 / 2.1	1.10 / 2.1	1.00 / 2.1	1.05 / 2.0	-

Distribution Policy: The fund will distribute income subject to the availability of income. Semi-annually: EUR-Hedged, AUD-Hedged, MYR, USD-Hedged, RMB-Hedged

Sector Allocation as at June 28 2024*



Credit Profile as at June 28 2024*



The Credit Profile above are a percentage of the Fund's fixed income portion only. **Source of foreign bonds rating: Bloomberg

* The data provided above is that of the Fund and is a percentage of NAV as at June 28 2024. All figures are subject to frequent changes on a daily basis and the percentages might not add up to 100% due to rounding.

To invest in a Class other than MYR Class and/or MYR-Hedged Class, investors are required to have a foreign currency account with any Financial Institution as all transactions relating to the particular foreign currency will ONLY be made via telegraphic transfer.

The Morningstar Rating is an assessment of a Fund's past performance-based on both return and risk-which shows how similar investments compare with their competitors. A high rating alone is insufficient basis for an investment decision. Where a distribution is declared, investors are advised that following the issue of additional Units/distribution, the NAV per Unit will be reduced from cum-distribution NAV to ex-distribution NAV.

Based on the Fund's portfolio returns as at May 31 2024, the Volatility Factor (VF) for this Fund is 7.2 for MYR Class (Low), 5.8 for USD Hedged Class (Low), 12.1 for AUD Hedged Class (High), 7.9 for EUR Hedged Class (Low), and 6.3 for RMB Hedged Class (Low) (source: Lipper). Very Low includes Funds with VF that are not more than 3.765. Low includes Funds with VF that are above 3.765 but not more than 8.515. Moderate includes Funds with VF that are above 8.515 but not more than 11.01. High includes Funds with VF that are above 11.01 but not more than 14.465. Very High includes Funds with VF that are above 14.465. The VF means there is a possibility for the Fund in generating an upside return or downside return around this VF. The Volatility Class (VC) is assigned by Lipper based on quintile ranks of VF for qualified funds. The Fund's portfolio may have changed since this date and there is no guaranteed that the Fund will continue to have the same VF or VC in the future. Presently, only funds launched in the market for at least 36 months will display the VF and its VC.

A copy of the Prospectus and Product Highlights Sheet ("PHS") can be obtained at AHAM Asset Management's ("AHAM Capital") sales offices or at www.aham.com.my. Investors are advised to read and understand the contents of Prospectus and the corresponding PHS before investing. There are fees and charges involved when investing in the Fund. Investors are advised to consider and compare the fees and charges as well of the risks carefully before investing. Investors should make their own assessment of the risks involved in investing and should seek professional advice, where necessary. The price of units and distribution payable, if any, may go down as well as up and past performance of the fund should not be taken as indicative of its future performance. The Securities Commission Malaysia has not reviewed this marketing/promotional material and takes no responsibility for the contents of this marketing/promotional material and expressly disclaims all liability, however arising from this marketing/promotional material.