



# AHAM World Series – Next Generation Technology Fund

A feeder fund that seeks to achieve capital appreciation over medium to long term period by investing in equity securities of companies with next generation technology themes.

**Fund Category**  
Feeder (Wholesale)

**Fund Type**  
Growth

**Target Fund Manager**  
BlackRock Luxembourg S.A.

**Target Fund**  
BGF Next Generation Technology Fund

**Benchmark**  
MSCI ACWI Information Technology Index

**Base Currency**  
USD

**Launch Date / IOP**  
January 05, 2021 / USD0.50(USD)  
December 15, 2023 / MYR0.50(MYR)  
January 05, 2021 / MYR0.50(MYR-Hedged)  
January 05, 2021 / SGD0.50(SGD-Hedged)  
January 05, 2021 / AUD0.50(AUD-Hedged)

**Financial Year End**  
October 31

**Subscription**  
Cash

**Initial Sales Charge**  
Max 5.50% of the NAV per Unit

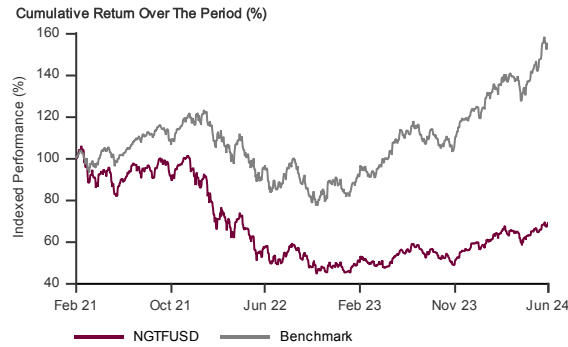
**Annual Management Fee**  
Max 1.80% per annum

**Minimum Investment / Minimum Subsequent Investment**  
USD10,000 / USD5,000(USD)  
MYR30,000 / MYR10,000(MYR)  
MYR30,000 / MYR10,000(MYR-Hedged)  
SGD10,000 / SGD5,000(SGD-Hedged)  
AUD10,000 / AUD5,000(AUD-Hedged)

**As at June 28, 2024\***

**Fund Size / NAV Per Unit**  
USD7.9million / USD0.3457(USD)  
MYR0.1111million / MYR0.5910(MYR)  
MYR535.6million / MYR0.3333(MYR-Hedged)  
SGD4.8million / SGD0.3299(SGD-Hedged)  
AUD4.5million / AUD0.3175(AUD-Hedged)

## Performance Record as at June 28 2024\*



January, 2021 to June, 2024 NAV-NAV prices and assuming reinvestment of distributions into the Fund, gross investment based in USD. The value of Units may go down as well as up. Past performance is not indicative of future performance.  
Source: MorningStar

## Performance Table as at June 28 2024\*

Total Return (%)	1 Month	1 Year	3 Year	Since Inception
Fund (USD)	7.4	24.2	-28.8	-30.9
Benchmark (USD)	9.1	36.8	43.7	54.6
Fund (MYR)	7.7	0.0	0.0	18.2
Fund (MYR-Hedged)	7.3	20.3	-31.5	-33.3
Fund (SGD-Hedged)	7.3	21.2	-32.1	-34.0
Fund (AUD-Hedged)	7.3	21.0	-34.8	-36.5

Annualised Return (%)	1 Year	3 Year	5 Year	Since Inception
Fund (USD)	24.2	-10.7	-	-10.3
Benchmark (USD)	36.8	12.8	-	13.7
Fund (MYR)	-	-	-	-
Fund (MYR-Hedged)	20.3	-11.9	-	-11.2
Fund (SGD-Hedged)	21.2	-12.1	-	-11.5
Fund (AUD-Hedged)	21.0	-13.3	-	-12.5

Calendar Year Return (%)	Year To Date	2023	2022	2021
Fund (USD)	16.3	31.0	-50.2	-
Benchmark (USD)	24.4	49.8	-31.7	-
Fund (MYR)	19.5	-	-	-
Fund (MYR-Hedged)	14.9	27.6	-50.4	-
Fund (SGD-Hedged)	15.0	28.3	-50.8	-
Fund (AUD-Hedged)	15.0	27.7	-52.2	-

Source: MorningStar

## Target Fund Top Holdings as at May 31 2024#

Equities	%
NVIDIA CORP	9.8
SYNOPTIS INC	3.6
SK HYNIX INC	2.9
ASM INTERNATIONAL NV	2.9
PURE STORAGE INC CLASS A	2.8
INFORMA PLC	2.2
MERCADOLIBRE INC	1.9
WOLTERS KLUWER NV	1.9
KLA CORP	1.9
SPOTIFY TECHNOLOGY SA	1.8

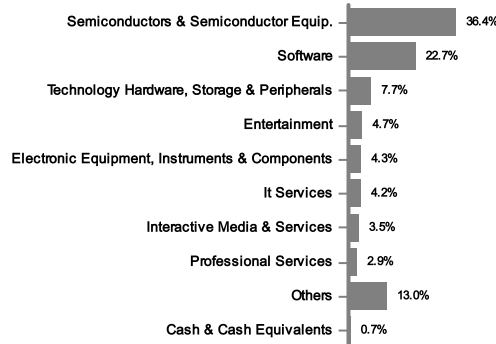
## Asset Allocation as at June 28 2024\*

Asset Allocation	%
BGF Next Generation Technology Fund	98.5%
Cash & Cash Equivalents	1.5%

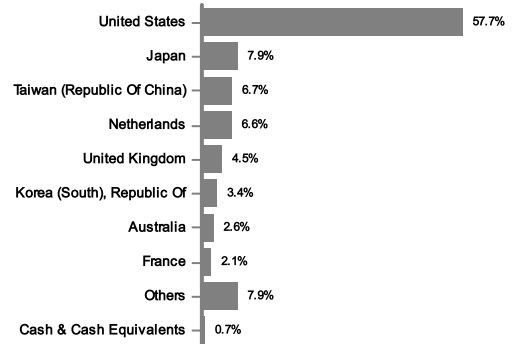
## Income Distribution History

Distribution Policy: The fund will distribute income subject to the availability of income. Incidentally: MYR, USD, MYR-Hedged, AUD-Hedged, SGD-Hedged

## Target Fund Sector Allocation as at May 31 2024#



## Target Fund Country Allocation as at May 31 2024#



\* The data provided above is that of the Fund and is a percentage of NAV as at June 28 2024. All figures are subject to frequent changes on a daily basis and the percentages might not add up to 100% due to rounding.  
# The data provided above is that of the Fund by BlackRock Luxembourg S.A. and is a percentage of NAV of the Target Fund as at May 31 2024 as the data is provided by Target Fund Manager after AHAM Capital publication cut-off date. Please note that asset exposure for the Target Fund is subject to frequent changes on daily basis and the percentages might not add up to 100% due to rounding.  
To invest in a Class other than MYR Class and/or MYR-Hedged Class, investors are required to have a foreign currency account with any Financial Institution as all transactions relating to the particular foreign currency will ONLY be made via telegraphic transfer.  
Where a distribution is declared, investors are advised that following the issue of additional Units/distribution, the NAV per Unit will be reduced from cum-distribution NAV to ex-distribution NAV.  
A copy of the Information Memorandum and Product Highlights Sheet ("PHS") can be obtained at AHAM Asset Management's ("AHAM Capital") sales offices or at www.aham.com.my. Investors are advised to read and understand the contents of Information Memorandum and the corresponding PHS before investing. There are fees and charges involved when investing in the Fund. Investors are advised to consider and compare the fees and charges as well of the risks carefully before investing. Investors should make their own assessment of the risks involved in investing and should seek professional advice, where necessary. The price of units and distribution payable, if any, may go down as well as up and past performance of the fund should not be taken as indicative of its future performance. The Securities Commission Malaysia has not reviewed this marketing/promotional material and takes no responsibility for the contents of this marketing/promotional material and expressly disclaims all liability, however arising from this marketing/promotional material.