

# AHAM World Series – Global Brands Fund

A feeder fund that seeks to achieve capital appreciation over medium to long term period.



**Fund Category**  
Feeder (Wholesale)

**Fund Type**  
Growth

**Target Fund Manager**  
Morgan Stanley Investment Management Limited

**Target Fund**  
MS INVF Global Brands Fund

**Benchmark**  
MSCI World Index

**Base Currency**  
USD

**Launch Date / IOP**

March 02, 2020 / USD0.50(USD)  
December 15, 2023 / MYR0.50(MYR)  
March 02, 2020 / MYR0.50(MYR-Hedged)  
March 02, 2020 / SGD0.50(SGD-Hedged)  
March 02, 2020 / AUD0.50(AUD-Hedged)

**Financial Year End**  
June 30

**Subscription**  
Cash

**Initial Sales Charge**  
Max 5.50% of the NAV per Unit

**Annual Management Fee**  
Max 1.85% per annum

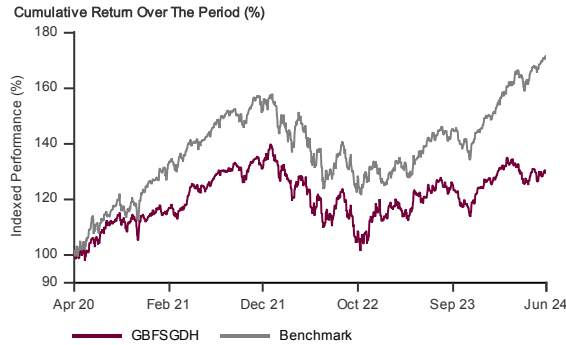
**Minimum Investment / Minimum Subsequent Investment**

USD 10,000 / USD5,000(USD)  
MYR30,000 / MYR10,000(MYR)  
MYR30,000 / MYR10,000(MYR-Hedged)  
SGD10,000 / SGD5,000(SGD-Hedged)  
AUD10,000 / AUD5,000(AUD-Hedged)

**As at June 28, 2024\***

**Fund Size / NAV Per Unit**  
USD4.1million / USD0.6751(USD)  
MYR1.6million / MYR0.5182(MYR)  
MYR106.9million / MYR0.6697(MYR-Hedged)  
SGD2.0million / SGD0.6454(SGD-Hedged)  
AUD3.8million / AUD0.6465(AUD-Hedged)

## Performance Record as at June 28 2024\*



March, 2020 to June, 2024 NAV-NAV prices and assuming reinvestment of distributions into the Fund, gross investment based in USD. The value of Units may go down as well as up. Past performance is not indicative of future performance.  
Source: MorningStar

## Performance Table as at June 28 2024\*

| Total Return (%)  | 1 Month | 1 Year | 3 Year | Since Inception |
|-------------------|---------|--------|--------|-----------------|
| Fund (USD)        | 2.5     | 5.8    | 5.7    | 35.0            |
| Benchmark (USD)   | 1.9     | 18.4   | 16.4   | 78.2            |
| Fund (MYR)        | 2.7     | 0.0    | 0.0    | 3.6             |
| Fund (MYR-Hedged) | 2.3     | 2.8    | 1.6    | 33.9            |
| Fund (SGD-Hedged) | 2.3     | 3.6    | 1.8    | 29.1            |
| Fund (AUD-Hedged) | 2.3     | 3.9    | 0.1    | 29.3            |

| Annualised Return (%) | 1 Year | 3 Year | 5 Year | Since Inception |
|-----------------------|--------|--------|--------|-----------------|
| Fund (USD)            | 5.8    | 1.9    | -      | 7.4             |
| Benchmark (USD)       | 18.4   | 5.2    | -      | 14.7            |
| Fund (MYR)            | -      | -      | -      | -               |
| Fund (MYR-Hedged)     | 2.8    | 0.5    | -      | 7.2             |
| Fund (SGD-Hedged)     | 3.6    | 0.6    | -      | 6.2             |
| Fund (AUD-Hedged)     | 3.9    | 0.0    | -      | 6.3             |

| Calendar Year Return (%) | Year To Date | 2023 | 2022  | 2021 |
|--------------------------|--------------|------|-------|------|
| Fund (USD)               | 2.4          | 14.5 | -17.8 | 20.2 |
| Benchmark (USD)          | 10.8         | 21.8 | -19.5 | 20.1 |
| Fund (MYR)               | 5.2          | -    | -     | -    |
| Fund (MYR-Hedged)        | 1.2          | 11.2 | -18.2 | 21.6 |
| Fund (SGD-Hedged)        | 1.4          | 12.5 | -18.6 | 19.9 |
| Fund (AUD-Hedged)        | 1.6          | 12.0 | -19.7 | 19.7 |

Source: MorningStar

## Target Fund Top Holdings as at May 31 2024#

| Equities                      | %   |
|-------------------------------|-----|
| Microsoft Corp                | 8.2 |
| SAP SE                        | 6.1 |
| Visa Inc                      | 5.9 |
| Accenture Plc                 | 4.7 |
| Intercontinental Exchange Inc | 4.4 |
| RELX PLC                      | 4.0 |
| UnitedHealth Group Inc        | 3.7 |
| Thermo Fisher Scientific Inc  | 3.6 |
| Becton, Dickinson & Co.       | 3.4 |
| Coca-Cola Co./the             | 3.1 |

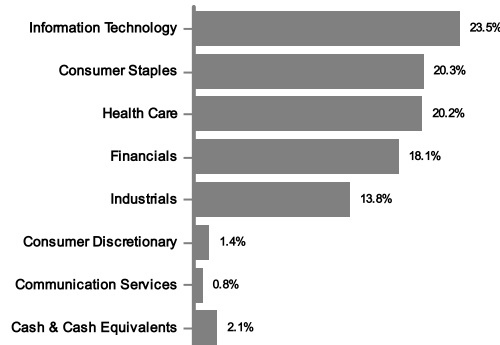
## Asset Allocation as at June 28 2024\*

| Asset                      | %     |
|----------------------------|-------|
| MS INVF Global Brands Fund | 98.6% |
| Cash & Cash Equivalents    | 1.4%  |

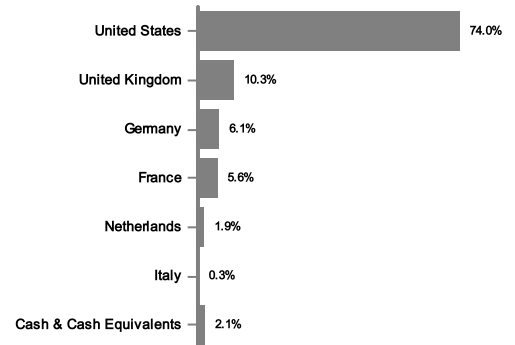
## Income Distribution History

Distribution Policy: The fund will distribute income subject to the availability of income. Incidentally: MYR, USD, MYR-Hedged, SGD-Hedged, AUD-Hedged

## Target Fund Sector Allocation as at May 31 2024#



## Target Fund Country Allocation as at May 31 2024#



\* The data provided above is that of the Fund and is a percentage of NAV as at June 28 2024. All figures are subject to frequent changes on a daily basis and the percentages might not add up to 100% due to rounding.

# The data provided above is that of the Fund by Morgan Stanley Investment Management Limited and is a percentage of NAV of the Target Fund as at May 31 2024 as the data is provided by Target Fund Manager after AHAM Capital publication cut-off date. Please note that asset exposure for the Target Fund is subject to frequent changes on daily basis and the percentages might not add up to 100% due to rounding.

To invest in a Class other than MYR Class and/or MYR-Hedged Class, investors are required to have a foreign currency account with any Financial Institution as all transactions relating to the particular foreign currency will ONLY be made via telegraphic transfer.

The Morningstar Rating is an assessment of a Fund's past performance-based on both return and risk-which shows how similar investments compare with their competitors. A high rating alone is insufficient basis for an investment decision. Where a distribution is declared, investors are advised that following the issue of additional Units/distribution, the NAV per Unit will be reduced from cum-distribution NAV to ex-distribution NAV.

Based on the Fund's portfolio returns as at May 31 2024, the Volatility Factor (VF) for this Fund is 12.9 for USD Class (High), 14.4 for MYR Hedged Class (High), 14.8 for SGD Hedged Class (Very High), and 18.5 for AUD Hedged Class (Very High) (source: Lipper). Very Low includes Funds with VF that are not more than 3.765. Low includes Funds with VF that are above 3.765 but not more than 8.515. Moderate includes Funds with VF that are above 8.515 but not more than 11.01. High includes Funds with VF that are above 11.01 but not more than 14.465. Very High includes Funds with VF that are above 14.465. The VF means there is a possibility for the Fund in generating an upside return or downside return around this VF. The Volatility Class (VC) is assigned by Lipper based on quintile ranks of VF for qualified funds. The Fund's portfolio may have changed since this date and there is no guaranteed that the Fund will continue to have the same VF or VC in the future. Presently, only funds launched in the market for at least 36 months will display the VF and its VC.

A copy of the Information Memorandum and Product Highlights Sheet ("PHS") can be obtained at AHAM Asset Management's ("AHAM Capital") sales offices or at www.aham.com.my. Investors are advised to read and understand the contents of Information Memorandum and the corresponding PHS before investing. There are fees and charges involved when investing in the Fund. Investors are advised to consider and compare the fees and charges as well of the risks carefully before investing. Investors should make their own assessment of the risks involved in investing and should seek professional advice, where necessary. The price of units and distribution payable, if any, may go down as well as up and past performance of the fund should not be taken as indicative of its future performance. The Securities Commission Malaysia has not reviewed this marketing/promotional material and takes no responsibility for the contents of this marketing/promotional material and expressly disclaims all liability, however arising from this marketing/promotional material.