



AHAM World Series - World Technology Fund

A feeder fund that seeks to achieve capital appreciation over medium to long term period by investing in equity securities of companies whose predominant economic activity is in the technology sector.

Fund Category
Feeder (Wholesale)

Fund Type
Growth

Target Fund Manager
BlackRock Luxembourg S.A.

Target Fund
BlackRock World Technology Fund

Benchmark
MSCI All Country World Information Technology Index

Base Currency
USD

Launch Date / IOP
November 02, 2023 / USD0.50_(USD)
November 02, 2023 / MYR0.50_(MYR)
November 02, 2023 / MYR0.50_(MYR Hedged)

Financial Year End
May 31

Subscription
Cash

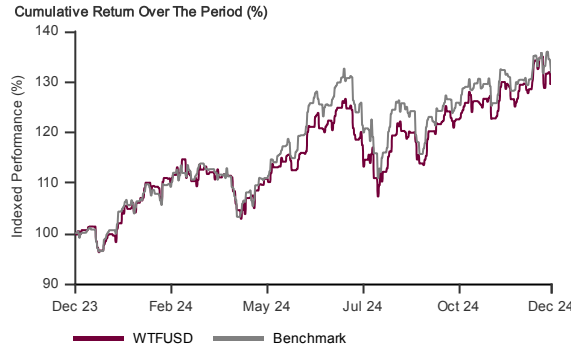
Initial Sales Charge
Max 5.50% of the NAV per Unit

Annual Management Fee
Max 1.80% per annum

Minimum Investment / Minimum Subsequent Investment
USD10,000 / USD5,000_(USD)
MYR30,000 / MYR10,000_(MYR Hedged)
MYR30,000 / MYR10,000_(MYR)

As at December 31, 2024*
Fund Size / NAV Per Unit
USD2.0million / USD0.6515_(USD)
MYR17.7million / MYR0.6223_(MYR)
MYR36.5million / MYR0.6320_(MYR Hedged)

Performance Record as at December 31 2024*



November, 2023 to December, 2024 NAV-NAV prices and assuming reinvestment of distributions into the Fund, gross investment based in USD. The value of Units may go down as well as up. Past performance is not indicative of future performance. Source: MorningStar

Performance Table as at December 31 2024*

Total Return (%)	1 Month	1 Year	3 Year	Inception
Fund (USD)	1.4	28.7	-	30.3
Benchmark (USD)	1.0	30.8	-	31.7
Fund (MYR Hedged)	1.2	24.6	-	26.4
Fund (MYR)	2.0	25.2	-	24.5

Annualised Return (%)	1 Year	3 Year	5 Year	Inception
Fund (USD)	28.7	-	-	29.0
Benchmark (USD)	30.8	-	-	30.3
Fund (MYR Hedged)	24.6	-	-	25.2
Fund (MYR)	25.2	-	-	23.4

Calendar Year Return (%)	Year To Date	2023	2022	2021
Fund (USD)	28.7	-	-	-
Benchmark (USD)	30.8	-	-	-
Fund (MYR Hedged)	24.6	-	-	-
Fund (MYR)	25.2	-	-	-

Source: MorningStar

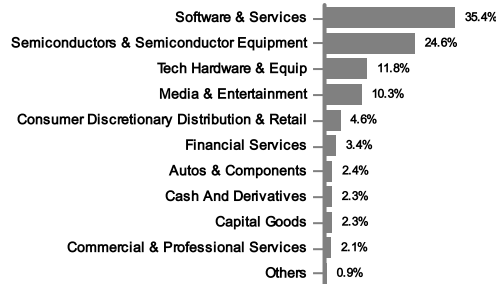
Target Fund Top Holdings as at November 30 2024#

Equities	%
NVIDIA CORP	9.6
MICROSOFT CORP	8.4
APPLE INC	8.3
BROADCOM INC	4.6
META PLATFORMS INC CLASS A	3.8
CADENCE DESIGN SYSTEMS INC	3.3
ORACLE CORP	3.0
AMAZON COM INC	2.9
FAIR ISAAC CORP	2.4
TESLA INC	2.4

Asset Allocation as at December 31 2024*

Asset Allocation	%
BlackRock World Technology Fund	97.6%
Cash & Cash Equivalents	2.4%

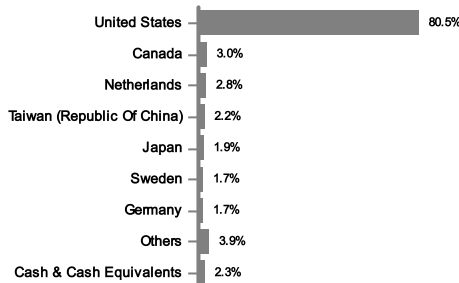
Target Fund Sector Allocation as at November 30 2024#



Income Distribution History

Distribution Policy: The fund will distribute income subject to the availability of income. Incidentally: MYR Hedged, USD, MYR

Target Fund Country Allocation as at November 30 2024#



* The data provided above is that of the Fund and is a percentage of NAV as at December 31 2024. All figures are subject to frequent changes on a daily basis and the percentages might not add up to 100% due to rounding.

The data provided above is that of the Fund by BlackRock Luxembourg S.A. and is a percentage of NAV of the Target Fund as at November 30 2024 as the data is provided by Target Fund Manager after AHAM Capital publication cut-off date. Please note that asset exposure for the Target Fund is subject to frequent changes on daily basis and the percentages might not add up to 100% due to rounding.

To invest in a Class other than MYR Class and/or MYR-Hedged Class, investors are required to have a foreign currency account with any Financial Institution as all transactions relating to the particular foreign currency will ONLY be made via telegraphic transfer.

Where a distribution is declared, investors are advised that following the issue of additional Units/distribution, the NAV per Unit will be reduced from cum-distribution NAV to ex-distribution NAV.

A copy of the Information Memorandum and Product Highlights Sheet ("PHS") can be obtained at AHAM Asset Management's ("AHAM Capital") sales offices or at www.aham.com.my. Investors are advised to read and understand the contents of Information Memorandum and the corresponding PHS before investing. There are fees and charges involved when investing in the Fund. Investors are advised to consider and compare the fees and charges as well of the risks carefully before investing. Investors should make their own assessment of the risks involved in investing and should seek professional advice, where necessary. The price of units and distribution payable, if any, may go down as well as up and past performance of the fund should not be taken as indicative of its future performance. The Securities Commission Malaysia has not reviewed this marketing/promotional material and takes no responsibility for the contents of this marketing/promotional material and expressly disclaims all liability, however arising from this marketing/promotional material.