



# AHAM Multi-Asset Fund

A highly concentrated multi-asset fund that aims to provide investors with regular income.

**Fund Category**  
Mixed Asset (wholesale)

**Fund Type**  
Income

**Benchmark**  
6.0% per annum

**Base Currency**  
MYR

**Launch Date / IOP**  
January 05, 2010 / MYR1.00<sub>(MYR)</sub>  
August 04, 2015 / USD1.00<sub>(USD)</sub>  
August 04, 2015 / SGD1.00<sub>(SGD)</sub>

**Financial Year End**  
April 30

**Subscription**  
Cash

**Initial Sales Charge**  
Max 2.00% of the NAV per Unit

**Annual Management Fee**  
Max 0.50% per annum

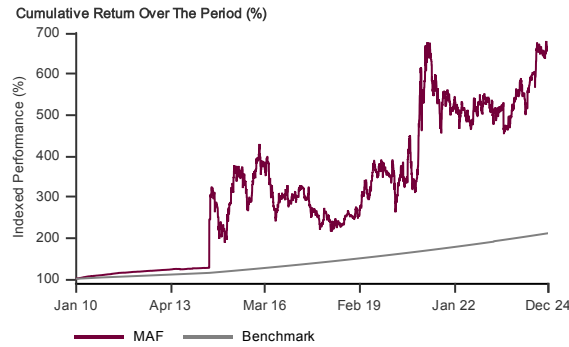
**Repurchase Charge**  
N/A

**Performance Fee**  
N/A

**Minimum Investment /  
Minimum Subsequent Investment**  
MYR100,000 / MYR100,000<sub>(MYR)</sub>  
USD30,000 / USD30,000<sub>(USD)</sub>  
SGD30,000 / SGD30,000<sub>(SGD)</sub>

**As at December 31, 2024\***  
**Fund Size / NAV Per Unit**  
MYR128.6million / MYR2.7108<sub>(MYR)</sub>  
USD13.2million / USD1.9473<sub>(USD)</sub>  
SGD0.0055million / SGD1.8303<sub>(SGD)</sub>

## Performance Record as at December 31 2024\*



January, 2010 to December, 2024 NAV-NAV prices and assuming reinvestment of distributions into the Fund, gross investment based in MYR. The value of Units may go down as well as up. Past performance is not indicative of future performance.  
Source: MorningStar

## Top Holdings as at December 31 2024\*

Bonds		Equities	
Issuer	Coupon	Maturity Date	%
Genting Capital Bhd	4.86%	08.06.27	5.3
AHAM Aiiman Money Market Fund			28.5
Yinson Holdings Berhad			28.0
AMMB Holdings Bhd			14.4
AHAM Select Cash Fund			11.8
AwanBiru Technology Berhad			9.4

## Performance Table as at December 31 2024\*

Total Return (%)	1 Month	1 Year	3 Year	Since Inception
Fund (MYR)	1.8	23.3	27.3	563.3
Benchmark (MYR)	0.5	6.0	19.1	111.1
Fund (USD)	1.2	26.7	19.3	94.7
Fund (SGD)	2.8	30.5	20.1	83.0

Annualised Return (%)	1 Year	3 Year	5 Year	Since Inception
Fund (MYR)	23.3	8.4	13.5	13.4
Benchmark (MYR)	6.0	6.0	6.0	5.1
Fund (USD)	26.7	6.0	11.6	7.4
Fund (SGD)	30.5	6.3	11.8	6.7

Calendar Year Return (%)	Year To Date	2023	2022	2021
Fund (MYR)	23.3	1.8	1.4	-15.1
Benchmark (MYR)	6.0	6.0	6.0	6.0
Fund (USD)	26.7	-1.9	-4.0	-18.1
Fund (SGD)	30.5	-3.4	-4.7	-16.4

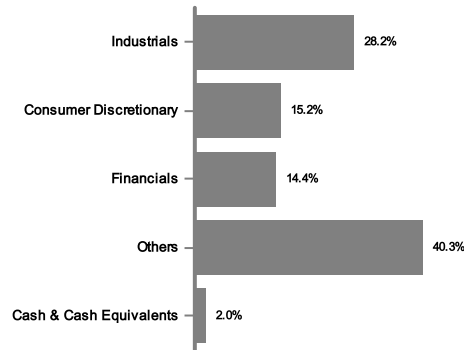
Source: MorningStar

## Income Distribution History

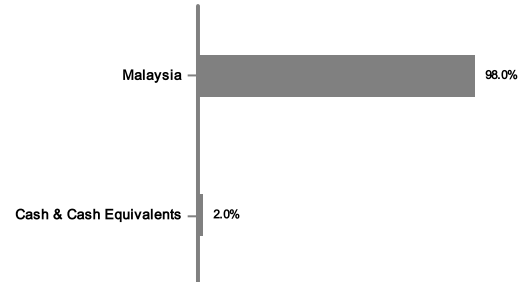
Year	Net Distribution (Sen)	Yield (%)
2010	6.75	6.8
2011	7.74	7.9
2012	3.85	3.9
2013	3.60	3.6
2014	96.16	97.2

Distribution Policy: The fund will distribute income subject to the availability of income. Semi-annually: MYR, SGD, USD

## Sector Allocation as at December 31 2024\*



## Country Allocation as at December 31 2024\*



\* The data provided above is that of the Fund and is a percentage of NAV as at December 31 2024. All figures are subject to frequent changes on a daily basis and the percentages might not add up to 100% due to rounding.

To invest in a Class other than MYR Class and/or MYR-Hedged Class, investors are required to have a foreign currency account with any Financial Institution as all transactions relating to the particular foreign currency will ONLY be made via telegraphic transfer.

Where a distribution is declared, investors are advised that following the issue of additional Units/distribution, the NAV per Unit will be reduced from cum-distribution NAV to ex-distribution NAV.

A copy of the Information Memorandum and Product Highlights Sheet ("PHS") can be obtained at AHAM Asset Management's ("AHAM Capital") sales offices or at [www.aham.com.my](http://www.aham.com.my). Investors are advised to read and understand the contents of Information Memorandum and the corresponding PHS before investing. There are fees and charges involved when investing in the Fund. Investors are advised to consider and compare the fees and charges as well of the risks carefully before investing. Investors should make their own assessment of the risks involved in investing and should seek professional advice, where necessary. The price of units and distribution payable, if any, may go down as well as up and past performance of the fund should not be taken as indicative of its future performance. The Securities Commission Malaysia has not reviewed this marketing/promotional material and takes no responsibility for the contents of this marketing/promotional material and expressly disclaims all liability, however arising from this marketing/promotional material.