

AHAM World Series – Global Corporate Bond Fund

A feeder fund that seeks provide regular income over medium to long term period.



Fund Category
Feeder (Wholesale)

Fund Type
Income

Target Fund Manager
J.P.Morgan Investment Management Inc.

Target Fund
JPMorgan Funds - Global Corporate Bond Fund

Benchmark
Bloomberg Global Aggregate Corporate Index (Total Return Gross)

Base Currency
USD

Launch Date / IOP
August 02, 2023 / USD0.50_(USD)
August 02, 2023 / MYR0.50_(MYR-Hedged)
August 02, 2023 / MYR0.50_(MYR)
August 02, 2023 / SGD0.50_(SGD-Hedged)

Financial Year End
June 30

Subscription
Cash

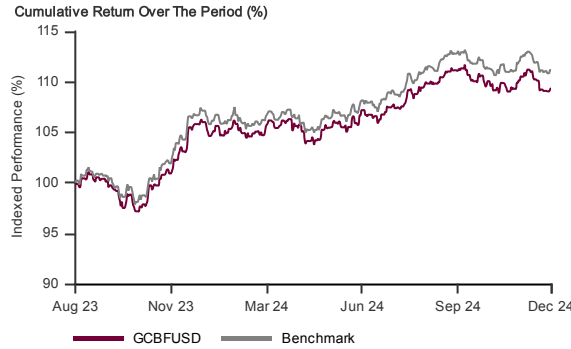
Initial Sales Charge
Max 3.00% of the NAV per Unit

Annual Management Fee
Max 1.50% per annum

Minimum Investment / Minimum Subsequent Investment
USD10,000 / USD5,000_(USD)
MYR30,000 / MYR10,000_(MYR)
MYR30,000 / MYR10,000_(MYR-Hedged)
SGD10,000 / SGD5,000_(SGD-Hedged)

As at December 31, 2024*
Fund Size / NAV Per Unit
USD1.4million / USD0.5246_(USD)
MYR10.7million / MYR0.5053_(MYR)
MYR8.0million / MYR0.5101_(MYR-Hedged)
SGD0.4154million / SGD0.5084_(SGD-Hedged)

Performance Record as at December 31 2024*



August, 2023 to December, 2024 NAV-NAV prices and assuming reinvestment of distributions into the Fund, gross investment based in USD. The value of Units may go down as well as up. Past performance is not indicative of future performance. As at NaN-Invalid Date-aN the Benchmark was replaced by Bloomberg Global Aggregate Corporate Index (Total Return Gross). Source: MorningStar

Performance Table as at December 31 2024*

Total Return (%)	1 Month	1 Year	3 Year	Inception
Fund (USD)	-1.0	3.2	-	9.4
Benchmark (USD)	-1.2	3.7	-	11.1
Fund (MYR)	-0.4	0.5	-	5.4
Fund (MYR-Hedged)	-1.3	0.3	-	6.0
Fund (SGD-Hedged)	-1.2	0.4	-	5.3

Annualised Return (%)	1 Year	3 Year	5 Year	Inception
Fund (USD)	3.2	-	-	6.7
Benchmark (USD)	3.7	-	-	8.0
Fund (MYR)	0.5	-	-	3.9
Fund (MYR-Hedged)	0.3	-	-	4.3
Fund (SGD-Hedged)	0.4	-	-	3.9

Calendar Year Return (%)	Year To Date	2023	2022	2021
Fund (USD)	3.2	-	-	-
Benchmark (USD)	3.7	-	-	-
Fund (MYR)	0.5	-	-	-
Fund (MYR-Hedged)	0.3	-	-	-
Fund (SGD-Hedged)	0.4	-	-	-

Source: MorningStar

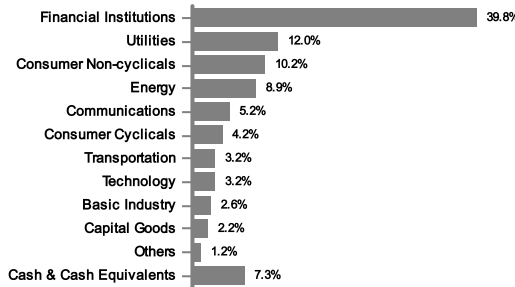
Target Fund Top Holdings as at November 30 2024#

Bonds	Issuer	Coupon	Maturity Date	%
	US Treasury (United States)	3.75%	15.04.26	1.6
	Caixa Bank (Spain)	6.25%	23.02.33	0.6
	Wells Fargo (United States)	4.81%	25.07.28	0.6
	Cheniere Energy (United States)	4.50%	01.10.29	0.5
	Citigroup (United States)	4.54%	19.09.30	0.5
	Energy Transfer (United State)	6.00%	01.02.29	0.5
	Global Payments (United States)	4.88%	17.03.31	0.5
	Goldman Sachs (United States)	6.48%	24.10.29	0.5
	Keycorp (United States)	6.40%	06.03.35	0.5
	Bank of America (United States)	5.82%	15.09.29	0.4

Asset Allocation as at December 31 2024*

JPMorgan Funds - Global Corporate Bond Fund	98.1%
Cash & Cash Equivalents	1.9%

Target Fund Sector Allocation as at November 30 2024#

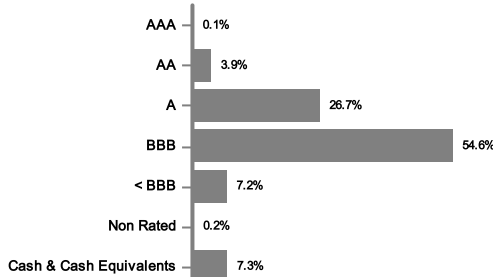


Income Distribution History

	USD Class cents/(%)	MYR Class sen/(%)	MYR-Hedged Class sen/(%)	SGD-Hedged Class cents/(%)
2023	0.16 / 0.3	0.12 / 0.2	0.11 / 0.2	0.14 / 0.3
2024	2.03 / 3.9	2.06 / 4.1	1.87 / 3.7	1.68 / 3.3

Distribution Policy: The fund will distribute income subject to the availability of income. Monthly: MYR, MYR-Hedged, SGD-Hedged, USD

Target Fund Credit Profile as at November 30 2024#



* The data provided above is that of the Fund and is a percentage of NAV as at December 31 2024. All figures are subject to frequent changes on a daily basis and the percentages might not add up to 100% due to rounding.

The data provided above is that of the Fund by J.P.Morgan Investment Management Inc. and is a percentage of NAV of the Target Fund as at November 30 2024 as the data is provided by Target Fund Manager after AHAM Capital publication cut-off date. Please note that asset exposure for the Target Fund is subject to frequent changes on daily basis and the percentages might not add up to 100% due to rounding.

To invest in a Class other than MYR Class and/or MYR-Hedged Class, investors are required to have a foreign currency account with any Financial Institution as all transactions relating to the particular foreign currency will ONLY be made via telegraphic transfer.

Where a distribution is declared, investors are advised that following the issue of additional Units/distribution, the NAV per Unit will be reduced from cum-distribution NAV to ex-distribution NAV.

A copy of the Information Memorandum and Product Highlights Sheet ("PHS") can be obtained at AHAM Asset Management's ("AHAM Capital") sales offices or at www.aham.com.my. Investors are advised to read and understand the contents of Information Memorandum and the corresponding PHS before investing. There are fees and charges involved when investing in the Fund. Investors are advised to consider and compare the fees and charges as well of the risks carefully before investing. Investors should make their own assessment of the risks involved in investing and should seek professional advice, where necessary. The price of units and distribution payable, if any, may go down as well as up and past performance of the fund should not be taken as indicative of its future performance. The Securities Commission Malaysia has not reviewed this marketing/promotional material and takes no responsibility for the contents of this marketing/promotional material and expressly disclaims all liability, however arising from this marketing/promotional material.