



AHAM Select AUD Income Fund

An income driven, absolute return focused fund that targets to provide a high level of cash flow as well as growth, through mixture of investments in Australian fixed income and equities.

Fund Category
Mixed Assets

Fund Type
Income & Growth

Benchmark
80% Reserve Bank of Australia Average Rate of Term Deposit + 20% FTSE Australia 200 Target Dividend Index

Base Currency
AUD

Launch Date / IOP
March 18, 2011 / AUD0.50(AUD)
March 18, 2010 / MYR0.50(MYR)

Financial Year End
August 31

Subscription
Cash

Initial Sales Charge
Max 3.00% of the NAV per Unit

Annual Management Fee
Max 1.50% per annum

Repurchase Charge
N/A

Performance Fee
N/A

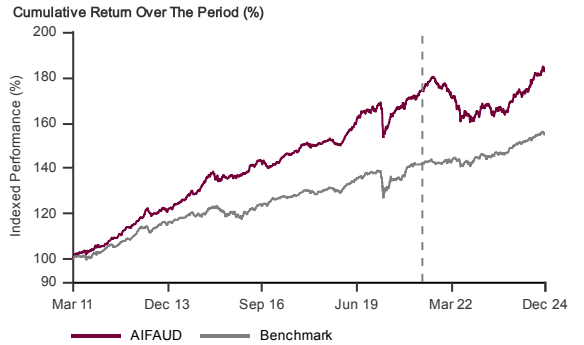
Minimum Investment / Minimum Subsequent Investment
AUD1,000 / AUD100(AUD)
MYR1,000 / MYR100(MYR)

As at December 31, 2024*
Fund Size / NAV Per Unit
AUD\$9.8million / AUD0.6055(AUD)
MYR\$20.8million / MYR0.4878(MYR)

Fixed Income Yield
5.5%

Fixed Income Duration
4.4 years

Performance Record as at December 31 2024*



March, 2010 to December, 2024 NAV-NAV prices and assuming reinvestment of distributions into the Fund, gross investment based in AUD. The value of Units may go down as well as up. Past performance is not indicative of future performance. As at 23-Apr-21 the Benchmark was replaced by 80% Reserve Bank of Australia Average Rate of Term Deposit + 20% FTSE Australia High Dividend Yield Index. Source: MorningStar

Top Holdings as at December 31 2024*

Bonds	Equities
Issuer	Coupon
Santos Finance Ltd	5.25%
Scentre Group Trust 2	5.13%
Pacific National Fin Pty Ltd	3.70%
Coles Group Treasury Pty Ltd	2.10%
Westpac Banking Corp	2.89%
Maturity Date	%
13.03.29	3.3
24.09.80	3.2
24.09.29	3.0
27.08.30	2.6
04.02.30	2.5
Equities	%
Westpac Banking Corp	1.9
BHP Group Ltd	1.9
National Australia Bank Ltd	1.5
Rio Tinto Ltd	1.4
Wesfarmers Ltd	1.2

Performance Table as at December 31 2024*

Total Return (%)	1 Month	1 Year	3 Year	Inception
Fund (AUD)	0.5	8.7	4.1	84.3
Benchmark (AUD)	-0.3	4.1	8.6	55.3
Fund (MYR)	-3.5	-3.2	-4.4	72.7

Annualised Return (%)	1 Year	3 Year	5 Year	Inception
Fund (AUD)	8.7	1.4	2.3	4.5
Benchmark (AUD)	4.1	2.8	2.5	3.2
Fund (MYR)	-3.2	-1.5	1.6	3.8

Calendar Year Return (%)	Year To Date	2023	2022	2021
Fund (AUD)	8.7	4.3	-8.2	3.7
Benchmark (AUD)	4.1	3.4	0.9	1.6
Fund (MYR)	-3.2	9.0	-9.4	1.4

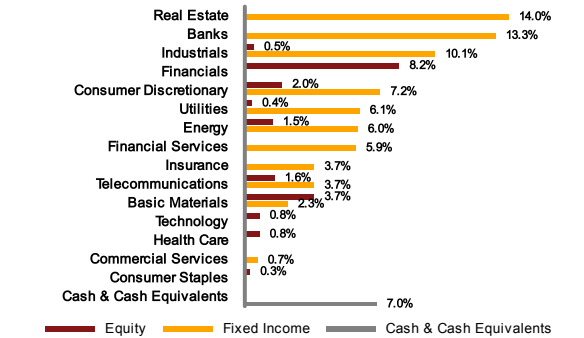
Source: MorningStar

Income Distribution History

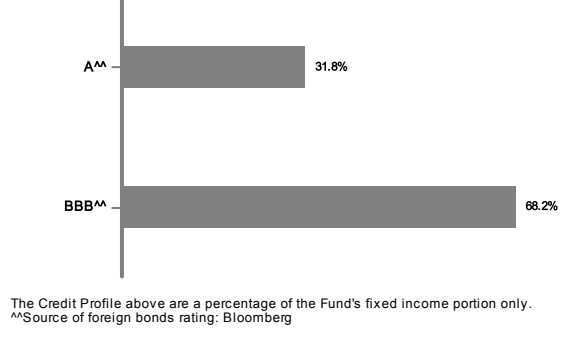
AUD Class	Gross Distribution/Yields	MYR Class
cents/(%)		sen/(%)
2015	1.25 / 2.1	2.50 / 4.4
2016	2.00 / 3.3	2.50 / 4.3
2017	2.00 / 3.3	2.50 / 4.1
2018	2.00 / 3.3	2.50 / 4.6
2019	2.00 / 3.2	2.50 / 4.7
2020	2.00 / 3.2	2.50 / 4.7
2021	1.28 / 2.0	1.25 / 2.1
2022	1.80 / 3.1	1.60 / 3.1
2023	2.40 / 4.2	2.12 / 4.2
2024	2.70 / 4.6	2.30 / 4.6

Distribution Policy: The fund will distribute income subject to the availability of income. Semi-annually: MYR, AUD

Sector Allocation as at December 31 2024*



Credit Profile as at December 31 2024*



* The data provided above is that of the Fund and is a percentage of NAV as at December 31 2024. All figures are subject to frequent changes on a daily basis and the percentages might not add up to 100% due to rounding.

To invest in a Class other than MYR Class and/or MYR-Hedged Class, investors are required to have a foreign currency account with any Financial Institution as all transactions relating to the particular foreign currency will ONLY be made via telegraphic transfer.

Where a distribution is declared, investors are advised that following the issue of additional Units/distribution, the NAV per Unit will be reduced from cum-distribution NAV to ex-distribution NAV.

Based on the Fund's portfolio returns as at November 30 2024, the Volatility Factor (VF) for this Fund is 8.6 for AUD Class (Low) and 7.9 for MYR Class (Low) (source: Lipper). Very Low includes Funds with VF that are not more than 5.095. Low includes Funds with VF that are above 5.095 but not more than 9.145. Moderate includes Funds with VF that are above 9.145 but not more than 12.035. High includes Funds with VF that are above 12.035 but not more than 16.275. Very High includes Funds with VF that are above 16.275. The VF means there is a possibility for the Fund in generating an upside return or downside return around this VF. The Volatility Class (VC) is assigned by Lipper based on quintile ranks of VF for qualified funds. The Fund's portfolio may have changed since this date and there is no guaranteed that the Fund will continue to have the same VF or VC in the future. Presently, only funds launched in the market for at least 36 months will display the VF and its VC.

A copy of the Prospectus and Product Highlights Sheet ("PHS") can be obtained at AHAM Asset Management's ("AHAM Capital") sales offices or at www.aham.com.my. Investors are advised to read and understand the contents of Prospectus and the corresponding PHS before investing. There are fees and charges involved when investing in the Fund. Investors are advised to consider and compare the fees and charges as well of the risks carefully before investing. Investors should make their own assessment of the risks involved in investing and should seek professional advice, where necessary. The price of units and distribution payable, if any, may go down as well as up and past performance of the fund should not be taken as indicative of its future performance. The Securities Commission Malaysia has not reviewed this marketing/promotional material and takes no responsibility for the contents of this marketing/promotional material and expressly disclaims all liability, however arising from this marketing/promotional material.