

AHAM Wholesale Equity Fund

A fund aims to provide investors with steady income and capital growth over the medium to long-term period.



Fund Category
Equity (Wholesale)

Fund Type
Growth & Income

Benchmark
10% per annum

Base Currency
MYR

Launch Date / IOP
March 10, 2017 / MYR1.00(MYR)

Financial Year End
December 31

Subscription
Cash

Initial Sales Charge
Max 2.00% of the NAV per Unit

Annual Management Fee
Max 0.40% per annum

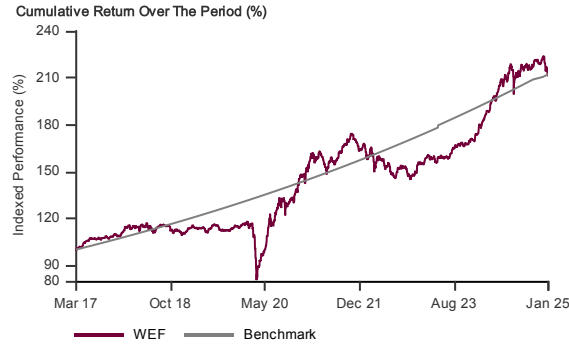
Repurchase Charge
N/A

Performance Fee
20.00% of the increase in the NAV per unit over and above the hurdle value

**Minimum Investment /
Minimum Subsequent Investment**
MYR100,000 / MYR50,000(MYR)

As at January 31, 2025*
Fund Size / NAV Per Unit
MYR234.1million / MYR1.3951(MYR)

Performance Record as at January 31 2025*



March, 2017 to January, 2025 NAV-NAV prices and assuming reinvestment of distributions into the Fund, gross investment based in MYR. The value of Units may go down as well as up. Past performance is not indicative of future performance.
Source: MorningStar

Performance Table as at January 31 2025*

Total Return (%)	1 Month	1 Year	3 Year	Since Inception
Fund (MYR)	-4.6	16.7	33.9	112.9
Benchmark (MYR)	0.8	10.0	33.1	112.2

Annualised Return (%)	1 Year	3 Year	5 Year	Since Inception
Fund (MYR)	16.7	10.2	13.3	10.0
Benchmark (MYR)	10.0	10.0	10.0	10.0

Calendar Year Return (%)	Year To Date	2024	2023	2022
Fund (MYR)	-4.6	28.1	12.2	-7.2
Benchmark (MYR)	0.8	10.0	10.0	10.0

Source: MorningStar

Top Holdings as at January 31 2025*

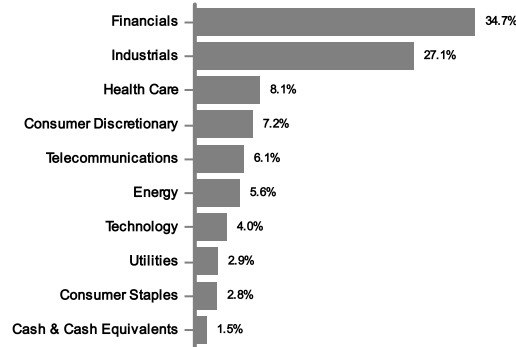
Equities	%
CIMB Group Holdings Bhd	5.2
Malaysia Airports Holdings Bhd	5.0
Sunway REIT	4.4
SKP Resources Bhd	4.3
RHB Bank Bhd	4.2
Capital A Berhad	4.1
ITMAX SYSTEM Bhd	3.8
AMMB Holdings Bhd	3.6
Telekom Malaysia Bhd	3.5
Dialog Group Bhd	3.4

Income Distribution History

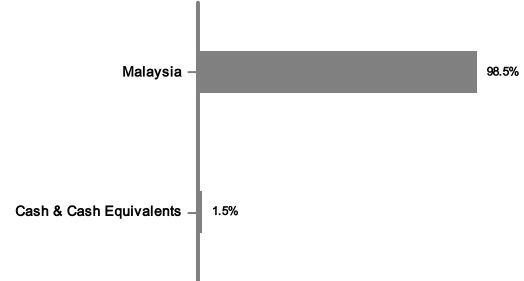
	Net Distribution (Sen)	Yield (%)
2017	0.50	0.5
2018	1.50	1.4
2019	3.50	3.2
2020	12.10	10.9
2021	11.04	9.2
2022	7.26	6.2
2023	9.11	7.9
2024	6.38	4.5

Distribution Policy: The fund will distribute income subject to the availability of income. Annually: MYR

Sector Allocation as at January 31 2025*



Country Allocation as at January 31 2025*



* The data provided above is that of the Fund and is a percentage of NAV as at January 31 2025. All figures are subject to frequent changes on a daily basis and the percentages might not add up to 100% due to rounding.

To invest in a Class other than MYR Class and/or MYR-Hedged Class, investors are required to have a foreign currency account with any Financial Institution as all transactions relating to the particular foreign currency will ONLY be made via telegraphic transfer.

Where a distribution is declared, investors are advised that following the issue of additional Units/distribution, the NAV per Unit will be reduced from cum-distribution NAV to ex-distribution NAV.

A copy of the Information Memorandum and Product Highlights Sheet ("PHS") can be obtained at AHAM Asset Management's ("AHAM Capital") sales offices or at www.aham.com.my. Investors are advised to read and understand the contents of Information Memorandum and the corresponding PHS before investing. There are fees and charges involved when investing in the Fund. Investors are advised to consider and compare the fees and charges as well of the risks carefully before investing. Investors should make their own assessment of the risks involved in investing and should seek professional advice, where necessary. The price of units and distribution payable, if any, may go down as well as up and past performance of the fund should not be taken as indicative of its future performance. The Securities Commission Malaysia has not reviewed this marketing/promotional material and takes no responsibility for the contents of this marketing/promotional material and expressly disclaims all liability, however arising from this marketing/promotional material.