

# AHAM World Series – US Short Duration High Income Fund

A feeder fund that aims to provide investors with regular income through investments in US high yield bonds.



**Fund Category**  
Bond Feeder (Wholesale)

**Fund Type**  
Income

**Target Fund Manager**  
Voya Investment Management Co. LLC

**Target Fund**  
Allianz US Short Duration High Income Bond

**Benchmark**  
N/A

**Base Currency**  
USD

**Launch Date / IOP**  
March 03, 2017 / USD0.50(USD)  
March 03, 2017 / MYR0.50(MYR)  
March 03, 2017 / MYR0.50(MYR-Hedged)  
March 03, 2017 / SGD0.50(SGD-Hedged)  
March 03, 2017 / AUD0.50(AUD-Hedged)  
June 28, 2017 / GBP0.50(GBP-Hedged)  
February 21, 2018 / EUR0.50(EUR-Hedged)

**Financial Year End**  
October 31

**Subscription**  
Cash

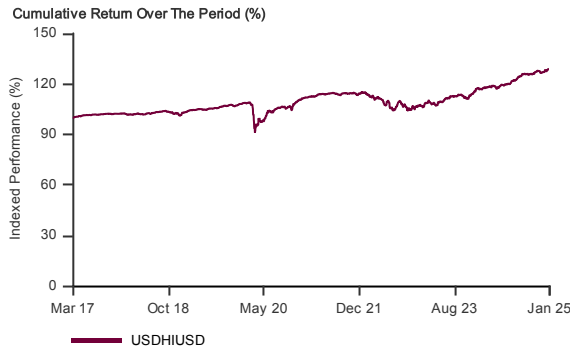
**Initial Sales Charge**  
Max 3.00% of the NAV per Unit

**Annual Management Fee**  
Max 1.50% per annum

**Minimum Investment / Minimum Subsequent Investment**  
USD 10,000 / USD5,000(USD)  
MYR30,000 / MYR10,000(MYR)  
MYR30,000 / MYR10,000(MYR-Hedged)  
SGD10,000 / SGD5,000(SGD-Hedged)  
AUD10,000 / AUD5,000(AUD-Hedged)  
GBP10,000 / GBP5,000(GBP-Hedged)  
EUR10,000 / EUR5,000(EUR-Hedged)

**As at January 31, 2025\***  
**Fund Size / NAV Per Unit**  
USD3.4million / USD0.4763(USD)  
MYR6.0million / MYR0.4805(MYR)  
MYR15.3million / MYR0.4982(MYR-Hedged)  
SGD2.5million / SGD0.4378(SGD-Hedged)  
AUD0.6225million / AUD0.4734(AUD-Hedged)  
GBP0.3456million / GBP0.4488(GBP-Hedged)  
EUR0.4915million / EUR0.4069(EUR-Hedged)

## Performance Record as at January 31 2025\*

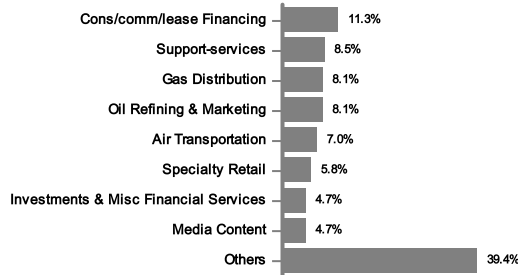


March, 2017 to January, 2025 NAV-NAV prices and assuming reinvestment of distributions into the Fund, gross investment based in USD. The value of Units may go down as well as up. Past performance is not indicative of future performance. Source: MorningStar

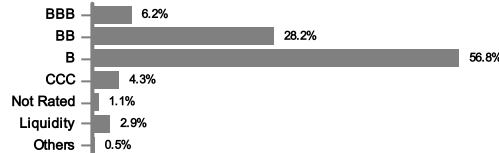
## Target Fund Top Holdings as at December 31 2024#

Bonds	%
NFE FINANCING LLC - 144A 12.0000 11/15/2029	5.5
SAKS GLOBAL ENTERPRISES LLC 12/29 11 - 144A 11.0000 12/15/29	2.7
WASH MULTIFAM ACQ INC - 144A 5.7500 04/15/2026	2.4
MGM RESORTS INTL 6.125% 09/15/2029	2.3
CHAMPIONS FINANCING INC - 144A 8.7500 2/15/2029	2.2
CVR ENERGY INC - 144A 8.5000 01/15/2029	2.2
UNIVISION COMMUNICATIONS - 144A 8.0000 08/15/2028	2.2
UNITED WHOLESALE MTGE LL - 144A FIX 5.500% 15/11/2025	2.0
VISTAJET MALTA/VM HOLDS - 144A 9.5000 06/01/2028	1.9
MOBIUS MERGER SUB - 144A 9.0000 06/01/2030	1.8

## Target Fund Sector Allocation as at December 31 2024#



## Target Fund Credit Profile as at December 31 2024#



## Performance Table as at January 31 2025\*

Total Return (%)	1 Month	1 Year	3 Year	Since Inception
Fund (USD)	1.5	9.6	13.7	28.9
Fund (MYR)	1.2	3.3	21.1	28.8
Fund (MYR-Hedged)	1.3	6.8	7.2	31.9
Fund (SGD-Hedged)	1.3	7.3	8.2	17.3
Fund (AUD-Hedged)	1.5	8.3	9.2	21.7
Fund (GBP-Hedged)	1.4	9.1	11.9	17.7
Fund (EUR-Hedged)	1.4	7.8	4.6	3.7

Annualised Return (%)	1 Year	3 Year	5 Year	Since Inception
Fund (USD)	9.6	4.4	3.5	3.3
Fund (MYR)	3.3	6.6	5.3	3.3
Fund (MYR-Hedged)	6.8	2.3	2.7	3.6
Fund (SGD-Hedged)	7.3	2.7	2.2	2.1
Fund (AUD-Hedged)	8.3	3.0	2.4	2.5
Fund (GBP-Hedged)	9.1	3.8	2.8	2.2
Fund (EUR-Hedged)	7.8	1.5	1.4	0.5

Calendar Year Return (%)	Year To Date	2024	2023	2022
Fund (USD)	1.5	8.1	10.8	-7.7
Fund (MYR)	1.2	5.2	15.6	-2.5
Fund (MYR-Hedged)	1.3	5.2	8.0	-8.0
Fund (SGD-Hedged)	1.3	5.7	8.5	-8.2
Fund (AUD-Hedged)	1.5	6.6	8.6	-8.4
Fund (GBP-Hedged)	1.4	7.6	10.0	-8.0
Fund (EUR-Hedged)	1.4	6.2	8.2	-11.6

Source: MorningStar

## Asset Allocation as at January 31 2025\*

Allianz US Short Duration High Income Bond	95.9%
Cash & Cash Equivalents	4.1%

## Income Distribution History

	Gross Distribution/Yields							
	USD Class cents/(%)	MYR Class sen/(%)	MYR-Hedged Class sen/(%)	SGD-Hedged Class cents/(%)	AUD-Hedged Class cents/(%)	GBP-Hedged Class cents/(%)	EUR-Hedged Class cents/(%)	
2017	0.25 / 0.5	0.25 / 0.5	0.25 / 0.5	0.25 / 0.5	0.25 / 0.5	0.25 / 0.5	0.25 / 0.5	-
2018	1.25 / 2.5	1.25 / 2.8	1.00 / 1.9	1.00 / 2.0	0.50 / 1.0	1.00 / 2.1	1.00 / 2.1	-
2019	1.92 / 3.9	1.22 / 2.7	1.66 / 3.1	1.66 / 3.4	0.16 / 0.3	0.46 / 0.9	0.16 / 0.3	0.16 / 0.3
2020	2.04 / 4.4	2.04 / 4.6	2.04 / 4.0	2.04 / 4.5	2.04 / 4.2	2.03 / 4.5	2.02 / 4.5	2.02 / 4.5
2021	2.04 / 4.2	1.92 / 4.2	2.04 / 3.8	2.01 / 4.3	2.04 / 4.0	2.01 / 4.3	1.94 / 4.3	1.94 / 4.3
2022	1.90 / 4.3	1.73 / 3.9	2.05 / 4.1	1.84 / 4.3	1.93 / 4.2	1.86 / 4.4	1.84 / 4.8	1.84 / 4.8
2023	2.21 / 5.1	2.33 / 5.2	2.49 / 5.3	2.07 / 5.0	2.27 / 5.1	2.11 / 5.1	1.87 / 4.9	1.87 / 4.9
2024	2.54 / 5.6	2.65 / 5.7	2.63 / 5.5	2.31 / 5.5	2.67 / 5.9	2.33 / 5.5	2.17 / 5.6	2.17 / 5.6
2025	0.21 / 0.4	0.22 / 0.5	0.24 / 0.5	0.17 / 0.4	0.20 / 0.4	0.19 / 0.4	0.17 / 0.4	0.17 / 0.4

Distribution Policy: The fund will distribute income subject to the availability of income. Monthly: USD, MYR, MYR-Hedged, AUD-Hedged, SGD-Hedged, GBP-Hedged, EUR-Hedged

\* The data provided above is that of the Fund and is a percentage of NAV as at January 31 2025. All figures are subject to frequent changes on a daily basis and the percentages might not add up to 100% due to rounding.

# The data provided above is that of the Fund by Voya Investment Management Co. LLC and is a percentage of NAV of the Target Fund as at December 31 2024 as the data is provided by Target Fund Manager after AHAM Capital publication cut-off date. Please note that asset exposure for the Target Fund is subject to frequent changes on daily basis and the percentages might not add up to 100% due to rounding.

To invest in a Class other than MYR Class and/or MYR-Hedged Class, investors are required to have a foreign currency account with any Financial Institution as all transactions relating to the particular foreign currency will ONLY be made via telegraphic transfer.

Where a distribution is declared, investors are advised that following the issue of additional Units/distribution, the NAV per Unit will be reduced from cum-distribution NAV to ex-distribution NAV.

Based on the Fund's portfolio returns as at December 31 2024, the Volatility Factor (VF) for this Fund is 9.1 for USD Class (Low), 9.1 for MYR Class (Low), 5.3 for MYR Hedged Class (Low), 7.2 for SGD Hedged Class (Low), 10.6 for AUD Hedged Class (Moderate), 10.3 for GBP Hedged Class (Moderate), and 8.7 for EUR Hedged Class (Low) (source: Lipper). Very Low includes Funds with VF that are not more than 5.06. Low includes Funds with VF that are above 5.06 but not more than 9.18. Moderate includes Funds with VF that are above 9.18 but not more than 12.185. High includes Funds with VF that are above 12.185 but not more than 16.465. Very High includes Funds with VF that are above 16.465. The VF means there is a possibility for the Fund in generating an upside return or downside return around this VF. The Volatility Class (VC) is assigned by Lipper based on quintile ranks of VF for qualified funds. The Fund's portfolio may have changed since this date and there is no guarantee that the Fund will continue to have the same VF or VC in the future. Presently, only funds launched in the market for at least 36 months will display the VF and its VC.

A copy of the Information Memorandum and Product Highlights Sheet ("PHS") can be obtained at AHAM Asset Management's ("AHAM Capital") sales offices or at [www.aham.com.my](http://www.aham.com.my). Investors are advised to read and understand the contents of Information Memorandum and the corresponding PHS before investing. There are fees and charges involved when investing in the Fund. Investors are advised to consider and compare the fees and charges as well of the risks carefully before investing. Investors should make their own assessment of the risks involved in investing and should seek professional advice, where necessary. The price of units and distribution payable, if any, may go down as well as up and past performance of the fund should not be taken as indicative of its future performance. The Securities Commission Malaysia has not reviewed this marketing/promotional material and takes no responsibility for the contents of this marketing/promotional material and expressly disclaims all liability, however arising from this marketing/promotional material.