



## AHAM Aiman PRS Shariah Conservative Fund

A Fund that aims to provide Members with capital preservation for their retirement needs through a portfolio of shariah-compliant investments.

**Name of Scheme**  
Private Retirement Scheme

**Fund Category**  
Core (Conservative)

**Benchmark**  
80% Maybank 12-Month General Investment Account (GIA) Rate + 10% MSCI AC World Islamic Index + 5% FTSE Bursa Malaysia EMAS Shariah Index + 5% MSCI AC Asia ex Japan Islamic Index

**Launch Date / IOP**  
November 22, 2022 / MYR0.50(MYR)

**Financial Year End**  
July 31

**Subscription**  
Cash

**Initial Sales Charge**  
N/A

**Redemption Charge**  
N/A

**Pre-Retirement Withdrawal**  
8.0% tax penalty

**Transfer Fee**  
MYR25 for each withdrawal request

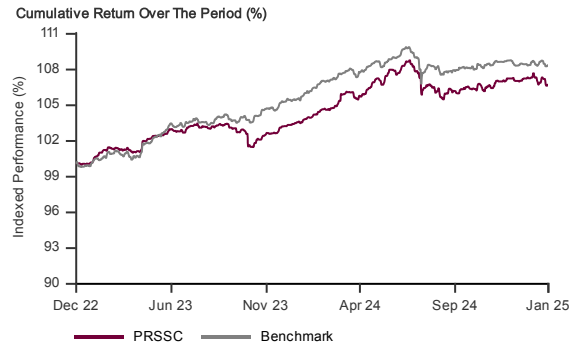
**Fees by PPA Annual Fee**  
MYR8.00 per annum

**Annual Management Fee**  
Max 1.30% per annum

**Minimum Investment / Minimum Subsequent Investment**  
MYR100 / MYR50(MYR)

**As at January 31, 2025\***  
**Fund Size / NAV Per Unit**  
MYR1.9million / MYR0.5182(MYR)

### Performance Record as at January 31 2025\*



November, 2022 to January, 2025 NAV-NAV prices and assuming reinvestment of distributions into the Fund, gross investment based in MYR. The value of Units may go down as well as up. Past performance is not indicative of future performance.  
Source: MorningStar

### Top Holdings as at January 31 2025\*

AHAM AIIMAN ESG Income Plus Fund	27.7%
Aiiman Aiman Income Extra Fund	22.0%
AHAM AIIMAN Income Fund	12.1%
AHAM Aiman Growth Fund	9.4%
Aiiman Global Equity Fund	6.2%

### Performance Table as at January 31 2025\*

Total Return (%)	1 Month	1 Year	3 Year	Since Inception
Fund (MYR)	-0.4	2.7	-	6.7
Benchmark (MYR)	0.1	2.3	-	8.3

Annualised Return (%)	1 Year	3 Year	5 Year	Since Inception
Fund (MYR)	2.7	-	-	3.1
Benchmark (MYR)	2.3	-	-	3.8

Calendar Year Return (%)	Year To Date	2024	2023	2022
Fund (MYR)	-0.4	3.8	3.3	-
Benchmark (MYR)	0.1	2.8	5.5	-

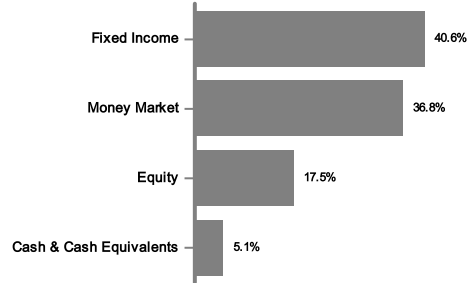
Source: MorningStar

### Income Distribution History


	Net Distribution (Sen)	Yield (%)
2023	0.55	1.1
2024	0.96	1.9

Distribution Policy: The fund will distribute income subject to the availability of income. Semi-annually: MYR

### Asset Allocation as at January 31 2025\*



### Country Allocation as at January 31 2025\*



\* The data provided above is that of the Fund and is a percentage of NAV as at January 31 2025. All figures are subject to frequent changes on a daily basis and the percentages might not add up to 100% due to rounding.

Where a distribution is declared, investors are advised that following the issue of additional Units/distribution, the NAV per Unit will be reduced from cum-distribution NAV to ex-distribution NAV.

The Private Pension Administrator (PPA) Annual Fee is not payable by the Member for the year the Member's account is first opened and the year(s) where no contribution has been made.

A copy of the Disclosure Document and Product Highlights Sheet ("PHS") can be obtained at AHAM Asset Management's ("AHAM Capital") sales offices or at [www.aham.com.my](http://www.aham.com.my). Investors are advised to read and understand the contents of Disclosure Document and the corresponding PHS before investing. There are fees and charges involved when investing in the Fund. Investors are advised to consider and compare the fees and charges as well as the risks carefully before investing. Investors should make their own assessment of the risks involved in investing and should seek professional advice, where necessary. The price of units and distribution payable, if any, may go down as well as up and past performance of the fund should not be taken as indicative of its future performance. The Securities Commission Malaysia has not reviewed this marketing/promotional material and takes no responsibility for the contents of this marketing/promotional material and expressly disclaims all liability, however arising from this marketing/promotional material.