



AHAM Income Fund 5

The Fund aims to provide investors with a steady income over the medium-term investment horizon.

Fund Category
Fixed Income (Wholesale)

Fund Type
Income

Benchmark
85% BPAM Government All Bond Index
3 – 7 years + 15% BPAM Corporate All
Bond Index 3 – 7 years

Base Currency
MYR

Launch Date / IOP
January 13, 2020 / MYR1.00(MYR)

Financial Year End
December 31

Subscription
Cash

Initial Sales Charge
N/A

Annual Management Fee
N/A

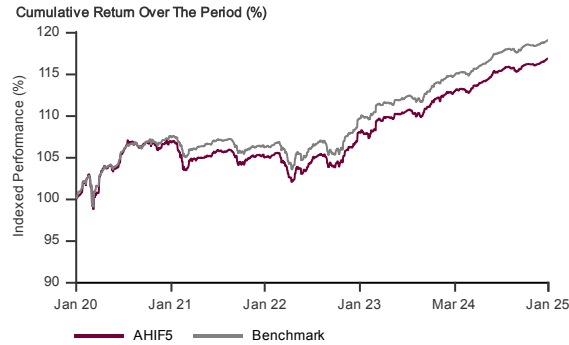
**Minimum Investment /
Minimum Subsequent Investment**
MYR100,000 / MYR100,000(MYR)

As at January 31, 2025*
Fund Size / NAV Per Unit
MYR915.5million / MYR1.0131(MYR)

Fixed Income Yield
3.7%

Fixed Income Duration
4.6 years

Performance Record as at January 31 2025*

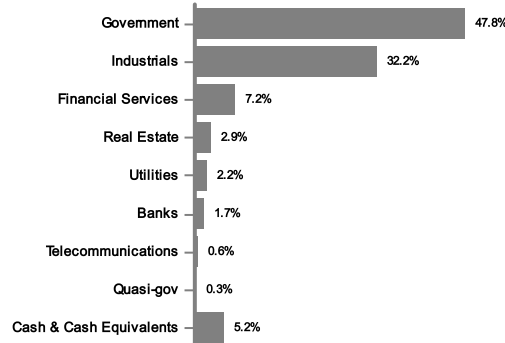


January, 2020 to January, 2025 NAV-NAV prices and assuming reinvestment of distributions into the Fund, gross investment based in MYR. The value of Units may go down as well as up. Past performance is not indicative of future performance.
Source: MorningStar

Top Holdings as at January 31 2025*

Bonds	Issuer	Coupon	Maturity Date	%
	GII	4.25%	30.09.30	13.0
	Malaysia Rail Link Sdn Bhd	3.81%	01.04.31	8.7
	Prasarana Malaysia Bhd	5.07%	28.09.29	5.8
	MGS	4.50%	15.04.30	4.5
	GII	4.13%	09.07.29	4.5
	Malaysia Rail Link Sdn Bhd	3.91%	31.03.34	4.4
	MGS	3.58%	15.07.32	4.3
	Khazanah Nasional Bhd	0.00%	12.10.27	4.0
	MGS	2.63%	15.04.31	3.6
	Prasarana Malaysia Bhd	4.93%	28.12.32	3.5

Sector Allocation as at January 31 2025*



Performance Table as at January 31 2025*

Total Return (%)	1 Month	1 Year	3 Year	Inception
Fund (MYR)	0.5	3.7	11.1	16.8
Benchmark (MYR)	0.3	3.9	11.9	19.0

Annualised Return (%)	1 Year	3 Year	5 Year	Inception
Fund (MYR)	3.7	3.6	3.1	3.1
Benchmark (MYR)	3.9	3.8	3.4	3.5

Calendar Year Return (%)	Year To Date	2024	2023	2022
Fund (MYR)	0.5	3.7	5.6	1.0
Benchmark (MYR)	0.3	4.0	5.6	1.5

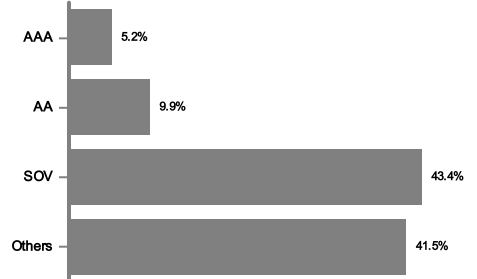
Source: MorningStar

Income Distribution History

	Net Distribution (Sen)	Yield (%)
2020	2.98	2.9
2021	1.53	1.5
2022	2.39	2.5
2023	3.60	3.6
2024	3.54	3.6
2025	0.32	0.3

Distribution Policy: The fund will distribute income subject to the availability of income. Semi-annually: MYR

Credit Profile as at January 31 2025*



The Credit Profile above are a percentage of the Fund's fixed income portion only.

* The data provided above is that of the Fund and is a percentage of NAV as at January 31 2025. All figures are subject to frequent changes on a daily basis and the percentages might not add up to 100% due to rounding.

To invest in a Class other than MYR Class and/or MYR-Hedged Class, investors are required to have a foreign currency account with any Financial Institution as all transactions relating to the particular foreign currency will ONLY be made via telegraphic transfer.

Where a distribution is declared, investors are advised that following the issue of additional Units/distribution, the NAV per Unit will be reduced from cum-distribution NAV to ex-distribution NAV.

Based on the Fund's portfolio returns as at December 31 2024, the Volatility Factor (VF) for this Fund is 2.5 for MYR Class (Very Low) (source: Lipper). Very Low includes Funds with VF that are not more than 5.06. Low includes Funds with VF that are above 5.06 but not more than 9.18. Moderate includes Funds with VF that are above 9.18 but not more than 12.185. High includes Funds with VF that are above 12.185 but not more than 16.465. Very High includes Funds with VF that are above 16.465. The VF means there is a possibility for the Fund in generating an upside return or downside return around this VF. The Volatility Class (VC) is assigned by Lipper based on quintile ranks of VF for qualified funds. The Fund's portfolio may have changed since this date and there is no guaranteed that the Fund will continue to have the same VF or VC in the future. Presently, only funds launched in the market for at least 36 months will display the VF and its VC.

A copy of the Information Memorandum and Product Highlights Sheet ("PHS") can be obtained at AHAM Asset Management's ("AHAM Capital") sales offices or at www.aham.com.my. Investors are advised to read and understand the contents of Information Memorandum and the corresponding PHS before investing. There are fees and charges involved when investing in the Fund. Investors are advised to consider and compare the fees and charges as well of the risks carefully before investing. Investors should make their own assessment of the risks involved in investing and should seek professional advice, where necessary. The price of units and distribution payable, if any, may go down as well as up and past performance of the fund should not be taken as indicative of its future performance. The Securities Commission Malaysia has not reviewed this marketing/promotional material and takes no responsibility for the contents of this marketing/promotional material and expressly disclaims all liability, however arising from this marketing/promotional material.