



# AHAM World Series – Emerging Markets Short Duration Fund

A feeder fund that aims to provide regular income over the medium to long term period.

**Fund Category**  
Fixed Income Feeder (Wholesale)

**Fund Type**  
Income

**Target Fund Manager**  
Ashmore Investment Management Limited

**Target Fund**  
Ashmore SICAV - Emerging Markets Short Duration Fund

**Benchmark**  
N/A

**Base Currency**  
USD

**Launch Date / IOP**

March 18, 2019 / USD0.50(USD)  
March 18, 2019 / MYR0.50(MYR-Hedged)  
March 18, 2019 / MYR0.50(MYR)  
March 18, 2019 / SGD0.50(SGD-Hedged)  
March 18, 2019 / AUD0.50(AUD-Hedged)  
March 18, 2019 / RMB0.50(RMB-Hedged)

**Financial Year End**

May 31

**Subscription**

Cash

**Initial Sales Charge**

Max 3.00% of the NAV per Unit

**Annual Management Fee**

Max 1.50% per annum

**Minimum Investment /**

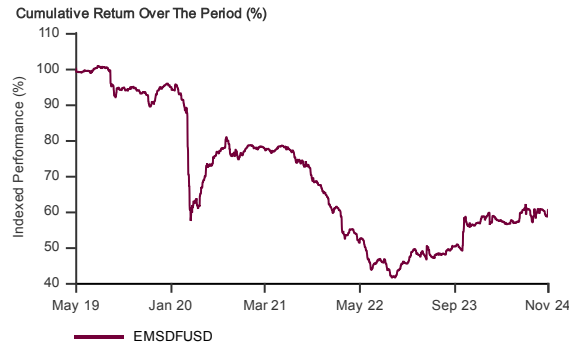
**Minimum Subsequent Investment**

USD10,000 / USD5,000(USD)  
MYR30,000 / MYR10,000(MYR-Hedged)  
MYR30,000 / MYR10,000(MYR)  
SGD10,000 / SGD5,000(SGD-Hedged)  
AUD10,000 / AUD5,000(AUD-Hedged)  
RMB30,000 / RMB10,000(RMB-Hedged)

**As at January 31, 2025\***

**Fund Size / NAV Per Unit**  
N/A

## Performance Record as at January 31 2025\*



March, 2019 to January, 2025 NAV-NAV prices and assuming reinvestment of distributions into the Fund, gross investment based in USD. The value of Units may go down as well as up. Past performance is not indicative of future performance.  
Source: MorningStar

## Performance Table as at January 31 2025\*

Total Return (%)	1 Month	1 Year	3 Year	Since Inception
Annualised Return (%)	1 Year	3 Year	5 Year	Since Inception
Calendar Year Return (%)	Year To Date	2024	2023	2022

Source: MorningStar

## Target Fund Top Holdings as at December 31 2024#

Bonds	%
Petroleos De Venezuela (Regs)	39.9
Petroleos Mexicanos	4.8
Tullow Oil Plc (Regs)	2.5
Greenko Solar Mauritius (Regs)	2.1
Office Cherifien Des Pho (Regs)	1.9
Clean Renewable Power (Regs)	1.7
Ecopetrol Sa	1.5
Hikma Finance Usa Llc (Regs)	1.5
Csn Islands Xi Corp	1.4
Vedanta Resources Fin	1.3

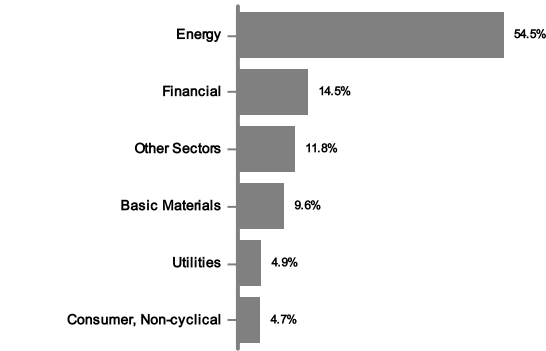
## Asset Allocation as at January 31 2025\*

### Income Distribution History

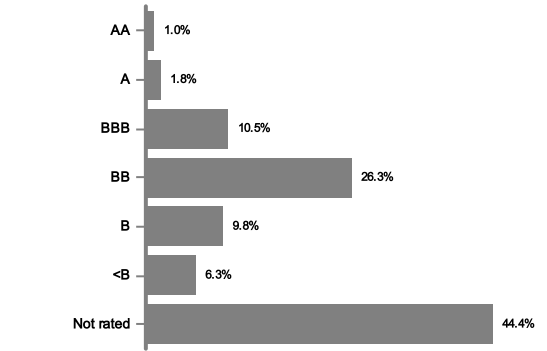
	USD Class cents/(%)	MYR Class sen/(%)	MYR-Hedged Class sen/(%)	SGD-Hedged Class cents/(%)	AUD-Hedged Class cents/(%)	RMB-Hedged Class cents/(%)	Gross Distribution/Yields
2020	2.33 / 6.7	2.11 / 5.8	2.27 / 6.7	2.10 / 6.2	2.22 / 6.7	1.93 / 5.6	
2021	2.83 / 8.9	2.78 / 8.5	2.69 / 8.6	2.72 / 8.8	2.77 / 9.4	2.87 / 9.0	
2022	2.75 / 15.0	2.81 / 13.9	2.75 / 15.1	2.67 / 15.0	2.55 / 15.1	2.85 / 15.2	
2023	2.37 / 14.6	2.74 / 14.8	2.40 / 15.4	2.42 / 15.5	2.26 / 15.5	2.47 / 15.3	
2024	2.31 / 13.8	1.80 / 8.8	2.03 / 12.9	1.74 / 10.8	1.48 / 9.8	1.72 / 10.4	

Distribution Policy: The fund will distribute income subject to the availability of income. Quarterly: MYR-Hedged, SGD-Hedged, RMB-Hedged, AUD-Hedged Monthly: MYR, USD

## Target Fund Sector Allocation as at December 31 2024#



## Target Fund Credit Profile as at December 31 2024#



\* The data provided above is that of the Fund and is a percentage of NAV as at January 31 2025. All figures are subject to frequent changes on a daily basis and the percentages might not add up to 100% due to rounding.

# The data provided above is that of the Fund by Ashmore Investment Management Limited and is a percentage of NAV of the Target Fund as at December 31 2024 as the data is provided by Target Fund Manager after AHAM Capital publication cut-off date. Please note that asset exposure for the Target Fund is subject to frequent changes on daily basis and the percentages might not add up to 100% due to rounding.

To invest in a Class other than MYR Class and/or MYR-Hedged Class, investors are required to have a foreign currency account with any Financial Institution as all transactions relating to the particular foreign currency will ONLY be made via telegraphic transfer.

Where a distribution is declared, investors are advised that following the issue of additional Units/distribution, the NAV per Unit will be reduced from cum-distribution NAV to ex-distribution NAV.

A copy of the Information Memorandum and Product Highlights Sheet ("PHS") can be obtained at AHAM Asset Management's ("AHAM Capital") sales offices or at www.aham.com.my. Investors are advised to read and understand the contents of Information Memorandum and the corresponding PHS before investing. There are fees and charges involved when investing in the Fund. Investors are advised to consider and compare the fees and charges as well of the risks carefully before investing. Investors should make their own assessment of the risks involved in investing and should seek professional advice, where necessary. The price of units and distribution payable, if any, may go down as well as up and past performance of the fund should not be taken as indicative of its future performance. The Securities Commission Malaysia has not reviewed this marketing/promotional material and takes no responsibility for the contents of this marketing/promotional material and expressly disclaims all liability, however arising from this marketing/promotional material.