



## AHAM Enhanced Income Fund

The Fund aims to provide regular income by investing in a diversified portfolio of money market instruments and fixed income securities.

**Fund Category**  
Fixed Income (Wholesale)

**Fund Type**  
Income

**Benchmark**  
12-month Malayan Banking Berhad fixed deposit rate

**Base Currency**  
MYR

**Launch Date / IOP**  
January 02, 2014 / MYR1.00<sub>(MYR)</sub>

**Financial Year End**  
December 31

**Subscription**  
Cash

**Initial Sales Charge**  
Max 1.00% of the NAV per Unit

**Annual Management Fee**  
Max 0.25% per annum

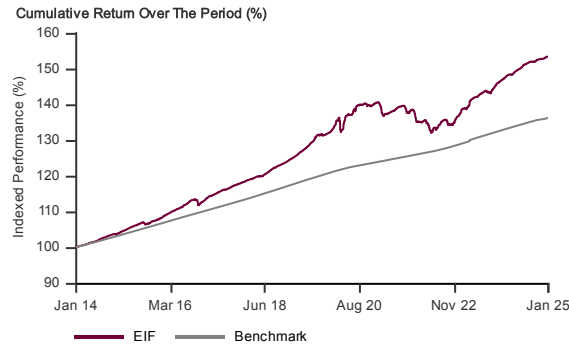
**Minimum Investment /  
Minimum Subsequent Investment**  
MYR1,000,000 / MYR500,000<sub>(MYR)</sub>

**As at January 31, 2025\***  
**Fund Size / NAV Per Unit**  
MYR171.6million / MYR0.9881<sub>(MYR)</sub>

**Fixed Income Yield**  
4.2%

**Fixed Income Duration**  
3.2 years

### Performance Record as at January 31 2025\*



January, 2014 to January, 2025 NAV-NAV prices and assuming reinvestment of distributions into the Fund, gross investment based in MYR. The value of Units may go down as well as up. Past performance is not indicative of future performance.  
Source: MorningStar

### Performance Table as at January 31 2025\*

Total Return (%)	1 Month	1 Year	3 Year	Since Inception
Fund (MYR)	0.4	4.6	13.6	53.5
Benchmark (MYR)	0.2	2.6	8.0	36.2

Annualised Return (%)	1 Year	3 Year	5 Year	Since Inception
Fund (MYR)	4.6	4.4	2.8	4.0
Benchmark (MYR)	2.6	2.6	2.4	2.8

Calendar Year Return (%)	Year To Date	2024	2023	2022
Fund (MYR)	0.4	4.7	6.7	1.3
Benchmark (MYR)	0.2	2.6	2.9	2.2

Source: MorningStar

### Top Holdings as at January 31 2025\*

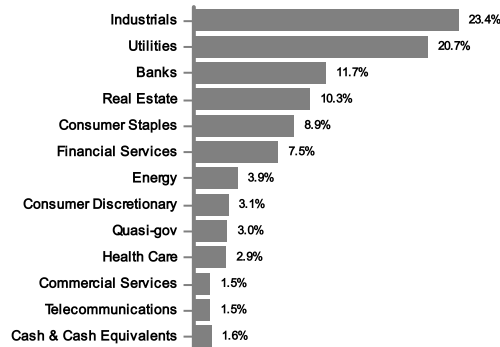
Bonds	Issuer	Coupon	Maturity Date	%
	SD Guthrie Bhd	5.65%	24.03.49	5.9
	Ambank (M) Bhd	4.59%	27.06.33	5.5
	Malayan Cement Berhad	4.99%	12.10.28	4.8
	SMJ Energy Sdn Bhd	4.54%	26.10.33	4.6
	YTL Corporation Bhd	4.65%	10.04.28	4.5
	WCT Holdings Bhd	5.45%	18.12.26	3.5
	Edra Energy Sdn Bhd	6.03%	05.01.29	3.1
	UMW Holdings Bhd	6.35%	20.04.49	3.1
	TNB Western Energy Bhd	5.35%	30.01.29	3.1
	IJM Corporation Bhd	5.05%	18.08.28	3.0

### Income Distribution History

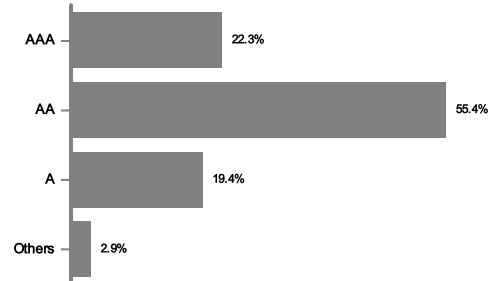
Year	Net Distribution (Sen)	Yield (%)
2016	4.81	4.9
2017	4.05	4.1
2018	4.43	4.5
2019	4.82	4.8
2020	4.85	4.7
2021	5.49	5.6
2022	3.05	3.3
2023	3.35	3.6
2024	2.51	2.6
2025	0.20	0.2

Distribution Policy: The fund will distribute income subject to the availability of income. Quarterly: MYR

### Sector Allocation as at January 31 2025\*



### Credit Profile as at January 31 2025\*



The Credit Profile above are a percentage of the Fund's fixed income portion only.

\* The data provided above is that of the Fund and is a percentage of NAV as at January 31 2025. All figures are subject to frequent changes on a daily basis and the percentages might not add up to 100% due to rounding.

To invest in a Class other than MYR Class and/or MYR-Hedged Class, investors are required to have a foreign currency account with any Financial Institution as all transactions relating to the particular foreign currency will ONLY be made via telegraphic transfer.

Where a distribution is declared, investors are advised that following the issue of additional Units/distribution, the NAV per Unit will be reduced from cum-distribution NAV to ex-distribution NAV.

A copy of the Information Memorandum and Product Highlights Sheet ("PHS") can be obtained at AHAM Asset Management's ("AHAM Capital") sales offices or at [www.aham.com.my](http://www.aham.com.my). Investors are advised to read and understand the contents of Information Memorandum and the corresponding PHS before investing. There are fees and charges involved when investing in the Fund. Investors are advised to consider and compare the fees and charges as well of the risks carefully before investing. Investors should make their own assessment of the risks involved in investing and should seek professional advice, where necessary. The price of units and distribution payable, if any, may go down as well as up and past performance of the fund should not be taken as indicative of its future performance. The Securities Commission Malaysia has not reviewed this marketing/promotional material and takes no responsibility for the contents of this marketing/promotional material and expressly disclaims all liability, however arising from this marketing/promotional material.