

AHAM World Series – Global Quantum Fund

A feeder fund that aims to achieve capital appreciation over medium to long term period by investing in global higher growth smaller companies.



Fund Category
Feeder (Wholesale)

Fund Type
Growth

Target Fund Manager
N/A

Target Fund
abrdn SICAV II - Global Smaller Companies Fund

Benchmark
MSCI AC World Small Cap Index

Base Currency
USD

Launch Date / IOP
January 18, 2018 / USD0.50(USD)
April 18, 2018 / MYR0.50(MYR-Hedged)
January 18, 2018 / MYR0.50(MYR)
January 18, 2018 / SGD0.50(SGD)
January 18, 2018 / AUD0.50(AUD)
January 18, 2018 / GBP0.50(GBP)

Financial Year End
April 30

Subscription
Cash

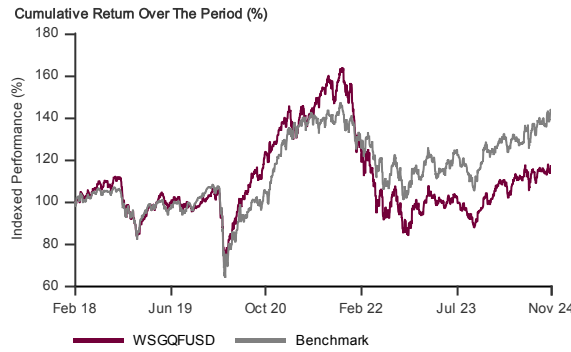
Initial Sales Charge
Max 5.50% of the NAV per Unit

Annual Management Fee
Max 1.80% per annum

Minimum Investment / Minimum Subsequent Investment
USD10,000 / USD5,000(USD)
MYR30,000 / MYR10,000(MYR)
MYR10,000 / MYR5,000(MYR-Hedged)
SGD10,000 / SGD5,000(SGD)
AUD10,000 / AUD5,000(AUD)
GBP10,000 / GBP5,000(GBP)

As at November 29, 2024*
Fund Size / NAV Per Unit
USD0.8351million / USD0.5840(USD)
MYR20.8million / MYR0.5397(MYR-Hedged)
MYR20.0million / MYR0.6655(MYR)
SGD0.3901million / SGD0.6086(SGD)
AUD0.4590million / AUD0.7172(AUD)
GBP0.2278million / GBP0.6621(GBP)

Performance Record as at November 29 2024*

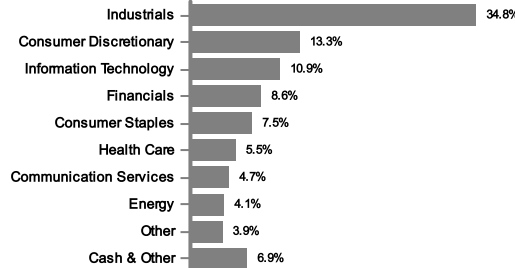


January, 2018 to November, 2024 NAV-NAV prices and assuming reinvestment of distributions into the Fund, gross investment based in USD. The value of Units may go down as well as up. Past performance is not indicative of future performance. Source: MorningStar

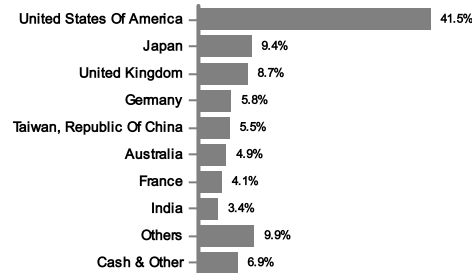
Target Fund Top Holdings as at October 31 2024#

Equities	%
CTS Eventim	5.0
Axon Enterprise	4.8
Altair Engineering	4.7
Gaztransport Et Techniga	4.4
Texas Roadhouse	3.3
Carlisle Cos Inc	3.2
Fabrinet	3.2
Sharkinja	2.9
ASICS	2.9
Advanced Drainage Systems	2.8

Target Fund Sector Allocation as at October 31 2024#



Target Fund Country Allocation as at October 31 2024#



Performance Table as at November 29 2024*

Total Return (%)	1 Month	1 Year	3 Year	Inception	Since Inception
Fund (USD)	2.2	22.0	-25.3	16.8	16.8
Benchmark (USD)	6.4	24.1	6.8	44.1	44.1
Fund (MYR)	3.8	16.3	-21.0	33.1	33.1
Fund (MYR-Hedged)	2.0	18.7	-29.1	7.9	7.9
Fund (SGD)	3.5	22.3	-25.3	21.7	21.7
Fund (AUD)	3.3	23.9	-18.9	43.4	43.4
Fund (GBP)	4.7	21.5	-18.9	32.4	32.4

Annualised Return (%)	1 Year	3 Year	5 Year	Inception	Since Inception
Fund (USD)	22.0	-9.3	2.8	2.3	2.3
Benchmark (USD)	24.1	2.2	6.9	5.5	5.5
Fund (MYR)	16.3	-7.6	4.1	4.3	4.3
Fund (MYR-Hedged)	18.7	-10.8	1.8	1.2	1.2
Fund (SGD)	22.3	-9.3	2.8	2.9	2.9
Fund (AUD)	23.9	-6.7	3.5	5.4	5.4
Fund (GBP)	21.5	-6.8	3.8	4.2	4.2

Calendar Year Return (%)	Year To Date	2023	2022	2021
Fund (USD)	12.4	10.0	-39.3	15.5
Benchmark (USD)	13.3	13.8	-20.1	14.4
Fund (MYR)	8.7	14.8	-35.8	19.7
Fund (MYR-Hedged)	9.7	6.7	-39.2	16.5
Fund (SGD)	13.9	7.9	-38.2	18.0
Fund (AUD)	17.4	10.1	-35.6	22.5
Fund (GBP)	12.4	4.2	-29.7	16.8

Source: MorningStar

Asset Allocation as at November 29 2024*

abrdn SICAV II - Global Smaller Companies Fund	97.5%
Cash & Cash Equivalents	2.5%

Income Distribution History

Distribution Policy: The fund will distribute income subject to the availability of income. Incidentally: USD, AUD, SGD, GBP, MYR, MYR-Hedged

* The data provided above is that of the Fund and is a percentage of NAV as at November 29 2024. All figures are subject to frequent changes on a daily basis and the percentages might not add up to 100% due to rounding.

The data provided above is that of the Fund by N/A and is a percentage of NAV of the Target Fund as at October 31 2024 as the data is provided by Target Fund Manager after AHAM Capital publication cut-off date. Please note that asset exposure for the Target Fund is subject to frequent changes on daily basis and the percentages might not add up to 100% due to rounding.

To invest in a Class other than MYR Class and/or MYR-Hedged Class, investors are required to have a foreign currency account with any Financial Institution as all transactions relating to the particular foreign currency will ONLY be made via telegraphic transfer.

The Morningstar Rating is an assessment of a Fund's past performance-based on both return and risk-which shows how similar investments compare with their competitors. A high rating alone is insufficient basis for an investment decision. Where a distribution is declared, investors are advised that following the issue of additional Units/distribution, the NAV per Unit will be reduced from cum-distribution NAV to ex-distribution NAV.

Based on the Fund's portfolio returns as at October 31 2024, the Volatility Factor (VF) for this Fund is 20.0 for USD Class (Very High), 19.9 for MYR Class (Very High), 21.8 for MYR Hedged Class (Very High), 20.4 for SGD Class (Very High), 20.5 for AUD Class (Very High), and 20.6 for GBP Class (Very High) (source: Lipper). Very Low includes Funds with VF that are not more than 5.335. Low includes Funds with VF that are above 5.335 but not more than 9.205. Moderate includes Funds with VF that are above 9.205 but not more than 12.195. High includes Funds with VF that are above 12.195 but not more than 16.36. Very High includes Funds with VF that are above 16.36. The VF means there is a possibility for the Fund in generating an upside return or downside return around this VF. The Volatility Class (VC) is assigned by Lipper based on quintile ranks of VF for qualified funds. The Fund's portfolio may have changed since this date and there is no guaranteed that the Fund will continue to have the same VF or VC in the future. Presently, only funds launched in the market for at least 36 months will display the VF and its VC.

A copy of the Information Memorandum and Product Highlights Sheet ("PHS") can be obtained at AHAM Asset Management's ("AHAM Capital") sales offices or at www.aham.com.my. Investors are advised to read and understand the contents of Information Memorandum and the corresponding PHS before investing. There are fees and charges involved when investing in the Fund. Investors are advised to consider and compare the fees and charges as well of the risks carefully before investing. Investors should make their own assessment of the risks involved in investing and should seek professional advice, where necessary. The price of units and distribution payable, if any, may go down as well as up and past performance of the fund should not be taken as indicative of its future performance. The Securities Commission Malaysia has not reviewed this marketing/promotional material and takes no responsibility for the contents of this marketing/promotional material and expressly disclaims all liability, however arising from this marketing/promotional material.