



# AHAM Bond Fund

The Fund aims to achieve a steady capital growth at a rate better than the average deposit rates over a long-term period by investing in a wide portfolio of authorised securities and other investments.

**Fund Category**  
Bond

**Fund Type**  
Income

**Benchmark**  
Maybank 12-month fixed deposit rate quoted by Maybank

**Base Currency**  
MYR

**Launch Date / IOP**  
December 12, 2001 / MYR0.50(MYR)

**Financial Year End**  
April 30

**Subscription**  
Cash

**Initial Sales Charge**  
Max 1.00% of the NAV per Unit

**Annual Management Fee**  
Max 1.00% per annum

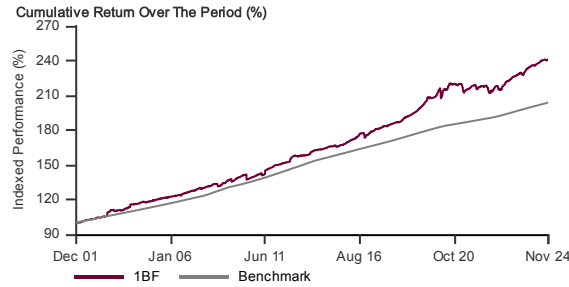
**Minimum Investment / Minimum Subsequent Investment**  
MYR1,000 / MYR100(MYR)

**As at November 29, 2024\***  
**Fund Size / NAV Per Unit**  
MYR951.2million / MYR0.5914(MYR)

**Fixed Income Yield**  
4.3%

**Fixed Income Duration**  
5.3 years

### Performance Record as at November 29 2024\*



December, 2001 to November, 2024 NAV-NAV prices and assuming reinvestment of distributions into the Fund, gross investment based in MYR. The value of Units may go down as well as up. Past performance is not indicative of future performance.  
Source: MorningStar

### Top Holdings as at November 29 2024\*

Issuer	Coupon	Maturity Date	%
Genting Capital Bhd	4.86%	08.06.27	3.2
Danum Capital Bhd	3.42%	21.02.35	3.0
UMW Holdings Bhd	6.35%	20.04.49	2.7
Amanat Lebuhraya Rakyat Berhad	5.24%	13.10.32	2.3
Edra Energy Sdn Bhd	5.97%	05.01.28	2.2
Southern Power Generation SB	5.06%	31.10.28	2.2
YTL Corporation Bhd	4.97%	10.04.31	2.0
YTL Corporation Bhd	5.15%	11.11.36	2.0
MGS	4.46%	31.03.53	1.9
MBSB Bank Bhd	5.05%	20.12.29	1.8

### Performance Table as at November 29 2024\*

Total Return (%)	1 Month	1 Year	3 Year	Inception
Fund (MYR)	0.4	4.4	11.0	141.1
Benchmark (MYR)	0.2	2.6	7.9	103.7

Annualised Return (%)	1 Year	3 Year	5 Year	Inception
Fund (MYR)	4.4	3.5	3.0	3.9
Benchmark (MYR)	2.6	2.6	2.4	3.1

Calendar Year Return (%)	Year To Date	2023	2022	2021
Fund (MYR)	3.4	6.5	0.5	-0.8
Benchmark (MYR)	2.4	2.9	2.2	1.9

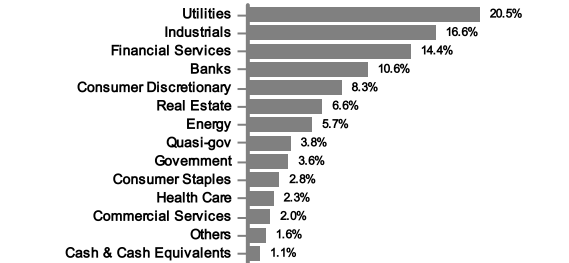
Source: MorningStar

### Income Distribution History

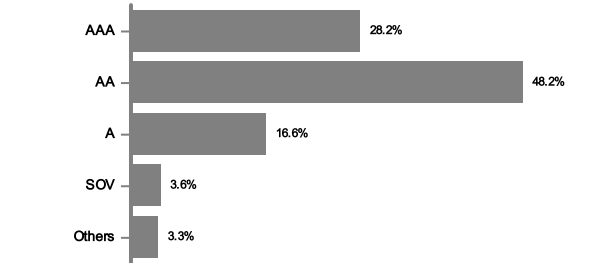
	Net Distribution (Sen)	Yield (%)
	0.50	0.9
	2.05	3.6
	3.00	5.3
	2.50	4.4
	1.76	3.0
	1.80	3.0
	1.66	2.8
	1.52	2.6
	2.39	4.1
	2.23	3.8

Distribution Policy: The fund will distribute income subject to the availability of income. Quarterly: MYR

### Sector Allocation as at November 29 2024\*



### Credit Profile as at November 29 2024\*



The Credit Profile above are a percentage of the Fund's fixed income portion only.

\* The data provided above is that of the Fund and is a percentage of NAV as at November 29 2024. All figures are subject to frequent changes on a daily basis and the percentages might not add up to 100% due to rounding.

To invest in a Class other than MYR Class and/or MYR-Hedged Class, investors are required to have a foreign currency account with any Financial Institution as all transactions relating to the particular foreign currency will ONLY be made via telegraphic transfer.

The Morningstar Rating is an assessment of a Fund's past performance-based on both return and risk-which shows how similar investments compare with their competitors. A high rating alone is insufficient basis for an investment decision. Where a distribution is declared, investors are advised that following the issue of additional Units/distribution, the NAV per Unit will be reduced from cum-distribution NAV to ex-distribution NAV.

Based on the Fund's portfolio returns as at October 31 2024, the Volatility Factor (VF) for this Fund is 2.3 for MYR Class (Very Low) (source: Lipper). Very Low includes Funds with VF that are not more than 5.335. Low includes Funds with VF that are above 5.335 but not more than 9.205. Moderate includes Funds with VF that are above 9.205 but not more than 12.195. High includes Funds with VF that are above 12.195 but not more than 16.36. Very High includes Funds with VF that are above 16.36. The VF means there is a possibility for the Fund in generating an upside return or downside return around this VF. The Volatility Class (VC) is assigned by Lipper based on quintile ranks of VF for qualified funds. The Fund's portfolio may have changed since this date and there is no guaranteed that the Fund will continue to have the same VF or VC in the future. Presently, only funds launched in the market for at least 36 months will display the VF and its VC.

A copy of the Prospectus and Product Highlights Sheet ("PHS") can be obtained at AHAM Asset Management's ("AHAM Capital") sales offices or at [www.aham.com.my](http://www.aham.com.my). Investors are advised to read and understand the contents of Prospectus and the corresponding PHS before investing. There are fees and charges involved when investing in the Fund. Investors are advised to consider and compare the fees and charges as well of the risks carefully before investing. Investors should make their own assessment of the risks involved in investing and should seek professional advice, where necessary. The price of units and distribution payable, if any, may go down as well as up and past performance of the fund should not be taken as indicative of its future performance. The Securities Commission Malaysia has not reviewed this marketing/promotional material and takes no responsibility for the contents of this marketing/promotional material and expressly disclaims all liability, however arising from this marketing/promotional material.