

# Aiiman Asia Pacific (ex Japan) Dividend Fund

The Fund aims to provide investors with regular income and capital growth through investments in Shariah-compliant investment.

**Fund Category**  
Equity

**Fund Type**  
Income and Growth

**Benchmark**  
MSCI AC Asia Pacific (ex Japan) Islamic Index

**Launch Date / IOP**  
21 February 2019 / RM0.50

**Maturity Date**  
N/A

**Financial Year End**  
End of July

**Initial Sales Charge**  
Up to 5.5% of NAV per unit

**Subscription**  
Cash

**Annual Management Fee**  
Up to 1.8% per annum

**Minimum Investment**  
RM1,000

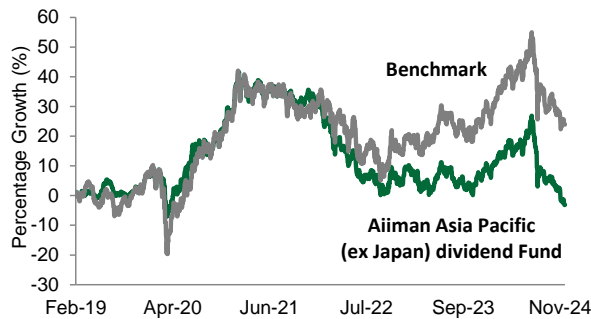
**Minimum Subsequent Investment**  
RM100

**Repurchase Charge**  
Nil

**As at 30 November 2024\***  
**Fund Size**  
RM 18.2 million

**NAV Per Unit**  
0.4453

## Performance Record as at 30 November 2024\*

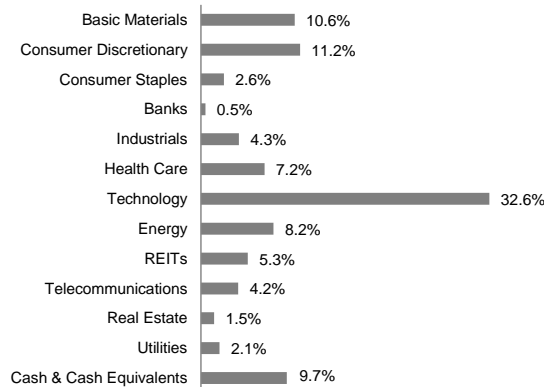


February 2019 to November 2024 NAV-NAV prices and assuming reinvestment of distributions into the Fund, gross investment based in RM. The value of Units may go down as well as up. Past performance is not indicative of future performance.  
Source: Morningstar

## Top Holdings as at 30 November 2024\*

Equities	%
Taiwan Semiconductor Manufac	8.9
BHP Group Ltd	7.6
Samsung Electronics Co Ltd	6.9
Reliance Industries Ltd	5.9
Alibaba Group Holding Ltd	4.0
Goodman Group	2.8
Quanta Computer Inc	2.6
Meituan	2.4
Rio Tinto Ltd	2.2
ASE Technology Holding Co Ltd	2.2

## Sector Allocation as at 30 November 2024\*



## Performance Table as at 30 November 2024\*

Total Return(%)	1 Month	1 Year	3 Year	Since Inception
Fund	-4.8	-9.3	-26.3	-3.2
Benchmark	-3.0	-1.3	-1.8	23.9

Annualised Return(%)	1 Year	3 Year	5 Year	Since Inception
Fund	-9.3	-9.7	-0.9	-0.6
Benchmark	-1.3	-0.6	3.9	3.8

Calendar Year Return(%)	Year To Date	2023	2022	2021
Fund	-12.2	6.4	-21.2	2.2
Benchmark	-5.4	15.2	-12.7	2.0

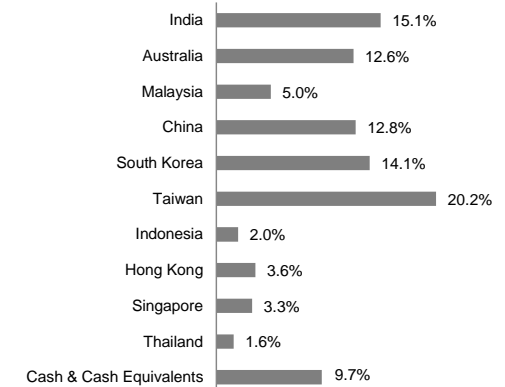
Source: Lipper

## Income Distribution History

	Net Distribution (sen)	Yield (%)
2020	1.80	2.8
2021	2.00	3.2
2024	1.35	2.4

<sup>1</sup> Distribution Policy : Distribution of income, if any, would be on semi-annual basis.

## Country Allocation as at 30 November 2024\*



\* The data provided above is that of the Fund and is a percentage of NAV as at 30 Nov 2024. P61All figures are subject to frequent changes on a daily basis. The total for Sector and Country Allocation might not add up to 100% due to rounding.

<sup>1</sup> Where a distribution is declared, investors are advised that following the issue of additional Units/distribution, the NAV per Unit will be reduced from cum-distribution NAV to ex-distribution NAV. The yield of the distributions are calculated based on the total dividend payout/ex-distribution NAV.

A copy of the Prospectus and Product Highlights Sheet ("PHS") can be obtained at AIIMAN Asset Management's ("AIIMAN AM") office or at [www.aiiman.com](http://www.aiiman.com). Investors are advised to read and understand the contents of Prospectus and the corresponding PHS before investing. There are fees and charges involved when investing in the Fund. Investors are advised to consider and compare the fees and charges as well of the risks carefully before investing. Investors should make their own assessment of the risks involved in investing and should seek professional advice, where necessary. The price of units and distribution payable, if any, may go down as well as up and past performance of the fund should not be taken as indicative of its future performance. The Securities Commission Malaysia has not reviewed this marketing/promotional material and takes no responsibility for the contents of this marketing/promotional material and expressly disclaims all liability, however arising from this marketing/promotional material.