

AHAM Income Fund 6

The Fund aims to provide investors with steady income stream by investing in fixed income instruments.



Fund Category
Fixed Income (Wholesale)

Fund Type
Income

Benchmark
TR BPAM Corporate 3 to 7 years All Bond Index

Base Currency
MYR

Launch Date / IOP
January 04, 2022 / MYR1.00_(MYR)

Financial Year End
December 31

Subscription
Cash

Initial Sales Charge
N/A

Annual Management Fee
Max 1.00% per annum

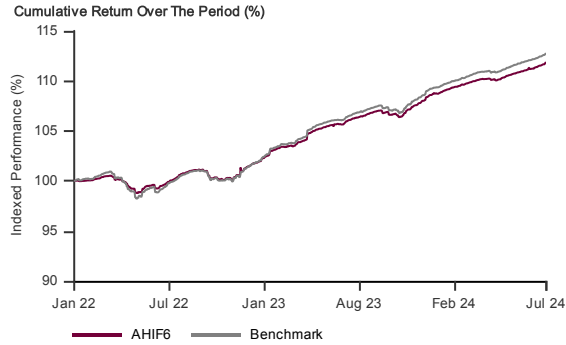
Minimum Investment / Minimum Subsequent Investment
MYR10,000,000 / MYR5,000,000_(MYR)

As at July 31, 2024*
Fund Size / NAV Per Unit
MYR620.3million / MYR1.0377_(MYR)

Fixed Income Yield
3.9%

Fixed Income Duration
4.3 years

Performance Record as at July 31 2024*



January, 2022 to July, 2024 NAV-NAV prices and assuming reinvestment of distributions into the Fund, gross investment based in MYR. The value of Units may go down as well as up. Past performance is not indicative of future performance.
Source: MorningStar

Performance Table as at July 31 2024*

Total Return (%)	1 Month	1 Year	3 Year	5 Year	Inception
Fund (MYR)	0.6	5.3	-	-	11.9
Benchmark (MYR)	0.6	5.6	-	-	12.8

Annualised Return (%)	1 Year	3 Year	5 Year	Inception
Fund (MYR)	5.3	-	-	4.5
Benchmark (MYR)	5.6	-	-	4.8

Calendar Year Return (%)	Year To Date	2023	2022	2021
Fund (MYR)	2.9	6.6	-	-
Benchmark (MYR)	3.2	7.1	-	-

Source: MorningStar

Top Holdings as at July 31 2024*

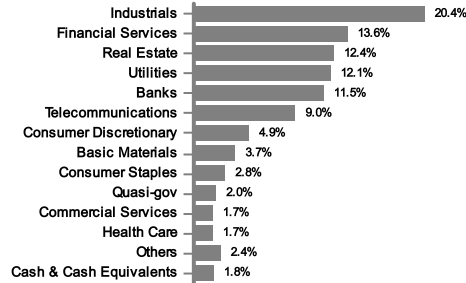
Bonds	Issuer	Coupon	Maturity Date	%
	Amanat Lebuhraya Rakyat Berhad	5.09%	11.10.30	2.6
	Danum Capital Bhd	4.68%	29.06.29	2.5
	Eco World Capital Bhd	4.90%	10.08.28	2.5
	Gamuda Bhd	4.26%	16.11.29	2.1
	Southern Power Generation SB	5.25%	30.04.31	1.7
	Point Zone Malaysia Sdn Bhd	4.86%	11.03.33	1.7
	Eco World Capital Bhd	5.69%	29.10.27	1.7
	Plus Bhd	4.96%	12.01.29	1.7
	IJM Corporation Bhd	5.05%	18.08.28	1.7
	IJM Corporation Bhd	4.76%	10.04.29	1.7

Income Distribution History

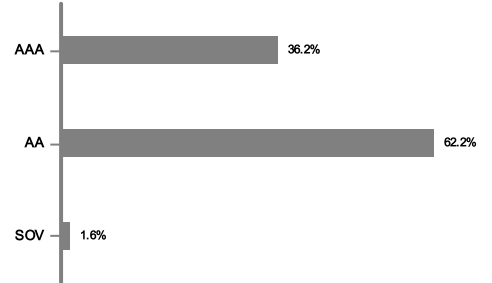
	Net Distribution (Sen)	Yield (%)
2022	2.03	2.1
2023	3.32	3.3
2024	2.31	2.3

Distribution Policy: The fund will distribute income subject to the availability of income. Quarterly: MYR

Sector Allocation as at July 31 2024*



Credit Profile as at July 31 2024*



The Credit Profile above are a percentage of the Fund's fixed income portion only.

* The data provided above is that of the Fund and is a percentage of NAV as at July 31 2024. All figures are subject to frequent changes on a daily basis and the percentages might not add up to 100% due to rounding.
To invest in a Class other than MYR Class and/or MYR-Hedged Class, investors are required to have a foreign currency account with any Financial Institution as all transactions relating to the particular foreign currency will ONLY be made via telegraphic transfer.
Where a distribution is declared, investors are advised that following the issue of additional Units/distribution, the NAV per Unit will be reduced from cum-distribution NAV to ex-distribution NAV.
A copy of the Information Memorandum and Product Highlights Sheet ("PHS") can be obtained at AHAM Asset Management's ("AHAM Capital") sales offices or at www.aham.com.my. Investors are advised to read and understand the contents of Information Memorandum and the corresponding PHS before investing. There are fees and charges involved when investing in the Fund. Investors are advised to consider and compare the fees and charges as well of the risks carefully before investing. Investors should make their own assessment of the risks involved in investing and should seek professional advice, where necessary. The price of units and distribution payable, if any, may go down as well as up and past performance of the fund should not be taken as indicative of its future performance. The Securities Commission Malaysia has not reviewed this marketing/promotional material and takes no responsibility for the contents of this marketing/promotional material and expressly disclaims all liability, however arising from this marketing/promotional material.
Built On Trust **AUGUST 2024 | FUNDamentals**