



## AHAM Aiman Global Multi Thematic Fund

A fund that aims to provide investors with capital appreciation through investments in Shariah-compliant equities over medium to long term period.

**Fund Category**  
Equity (Shariah compliant)

**Fund Type**  
Growth

**Benchmark**  
Dow Jones Islamic Market World Index

**Base Currency**  
USD

**Launch Date / IOP**  
August 12, 2021 / USD0.50<sub>(USD)</sub>  
August 12, 2021 / MYR0.50<sub>(MYR-Hedged)</sub>  
August 12, 2021 / SGD0.50<sub>(SGD-Hedged)</sub>  
August 12, 2021 / AUD0.50<sub>(AUD-Hedged)</sub>

**Financial Year End**  
July 31

**Subscription**  
Cash

**Initial Sales Charge**  
Max 5.50% of the NAV per Unit

**Annual Management Fee**  
Max 1.80% per annum

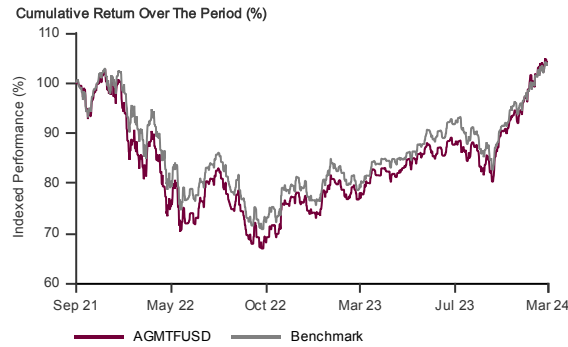
**Repurchase Charge**  
N/A

**Performance Fee**  
N/A

**Minimum Investment / Minimum Subsequent Investment**  
USD 100 / USD 100<sub>(USD)</sub>  
MYR 100 / MYR 100<sub>(MYR-Hedged)</sub>  
SGD 100 / SGD 100<sub>(SGD-Hedged)</sub>  
AUD 100 / AUD 100<sub>(AUD-Hedged)</sub>

**As at March 29, 2024\***  
**Fund Size / NAV Per Unit**  
USD 2.5million / USD 0.5195<sub>(USD)</sub>  
MYR 253.1million / MYR 0.5001<sub>(MYR-Hedged)</sub>  
SGD 2.0million / SGD 0.5021<sub>(SGD-Hedged)</sub>  
AUD 1.4million / AUD 0.4907<sub>(AUD-Hedged)</sub>

### Performance Record as at March 29 2024\*



August, 2021 to March, 2024 NAV-NAV prices and assuming reinvestment of distributions into the Fund, gross investment based in USD. The value of Units may go down as well as up. Past performance is not indicative of future performance.  
Source: MorningStar

### Performance Table as at March 29 2024\*

Total Return (%)	1 Month	1 Year	3 Year	Inception
Fund (USD)	2.0	25.6	-	3.9
Benchmark (USD)	2.3	23.5	-	4.0
Fund (MYR-Hedged)	1.8	22.1	-	0.0
Fund (SGD-Hedged)	1.9	23.1	-	0.4
Fund (AUD-Hedged)	1.8	22.4	-	-1.9

Annualised Return (%)	1 Year	3 Year	5 Year	Inception
Fund (USD)	25.6	-	-	1.5
Benchmark (USD)	23.5	-	-	1.5
Fund (MYR-Hedged)	22.1	-	-	0.0
Fund (SGD-Hedged)	23.1	-	-	0.2
Fund (AUD-Hedged)	22.4	-	-	-0.7

Calendar Year Return (%)	Year To Date	2023	2022	2021
Fund (USD)	10.1	27.8	-26.3	-
Benchmark (USD)	8.3	25.6	-25.1	-
Fund (MYR-Hedged)	9.5	24.1	-26.8	-
Fund (SGD-Hedged)	9.6	25.3	-27.2	-
Fund (AUD-Hedged)	9.6	24.3	-28.6	-

Source: MorningStar

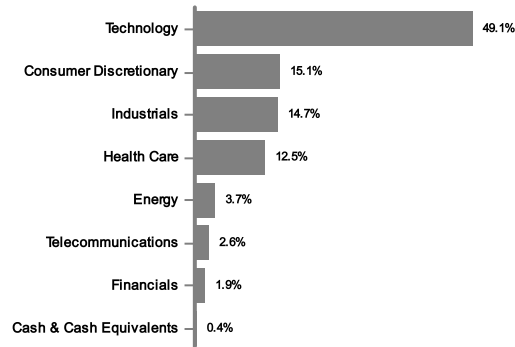
### Top Holdings as at March 29 2024\*

Equities	%
Microsoft Corporation	7.1
Alphabet Inc	5.8
Amazon.com Inc	3.8
NVIDIA Corp	3.7
Taiwan Semiconductor Manufac	3.6
Visa Inc	3.4
Schneider Electric SA	3.2
Apple Inc.	2.9
Eli Lilly & Co	2.8
Novo Nordisk A/S	2.7

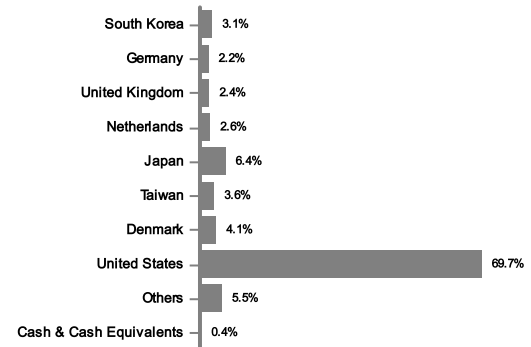
### Income Distribution History

Distribution Policy: The fund will distribute income subject to the availability of income. Incidentally: SGD-Hedged, AUD-Hedged, USD, MYR-Hedged

### Sector Allocation as at March 29 2024\*



### Country Allocation as at March 29 2024\*



\* The data provided above is that of the Fund and is a percentage of NAV as at March 29 2024. All figures are subject to frequent changes on a daily basis and the percentages might not add up to 100% due to rounding.  
To invest in a Class other than MYR Class and/or MYR-Hedged Class, investors are required to have a foreign currency account with any Financial Institution as all transactions relating to the particular foreign currency will ONLY be made via telegraphic transfer.

Where a distribution is declared, investors are advised that following the issue of additional Units/distribution, the NAV per Unit will be reduced from cum-distribution NAV to ex-distribution NAV.

A copy of the Prospectus and Product Highlights Sheet ("PHS") can be obtained at AHAM Asset Management's ("AHAM Capital") sales offices or at [www.aham.com.my](http://www.aham.com.my). Investors are advised to read and understand the contents of Prospectus and the corresponding PHS before investing. There are fees and charges involved when investing in the Fund. Investors are advised to consider and compare the fees and charges as well of the risks carefully before investing. Investors should make their own assessment of the risks involved in investing and should seek professional advice, where necessary. The price of units and distribution payable, if any, may go down as well as up and past performance of the fund should not be taken as indicative of its future performance. The Securities Commission Malaysia has not reviewed this marketing/promotional material and takes no responsibility for the contents of this marketing/promotional material and expressly disclaims all liability, however arising from this marketing/promotional material.